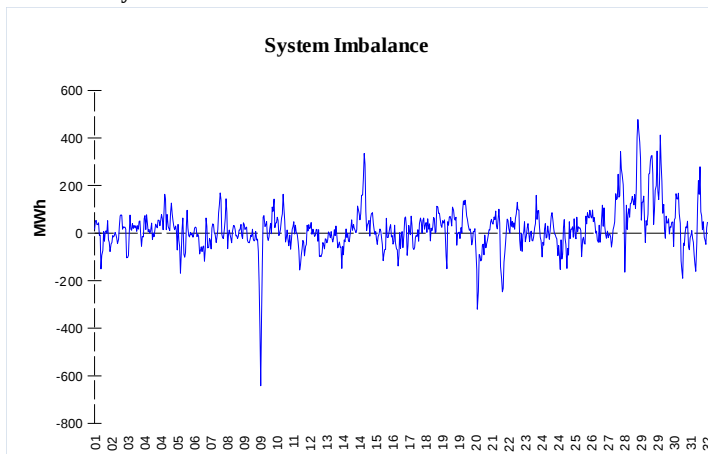


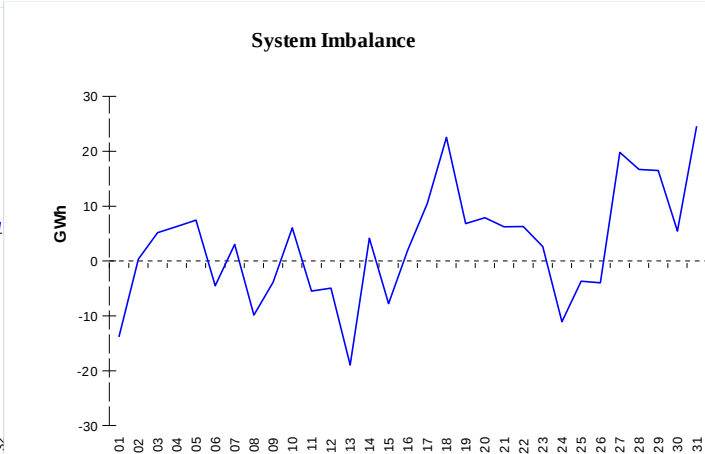
**IMBALANCES**

**Electricity**



	Volume (GWh)	Average Volume (MWh/hod)
Positive Imbalance	95,54	128,6
Negative Imbalance	-82,73	-111,3
Total Cost of Balancing Energy (CZK):		54 522 701,40

**Gas**

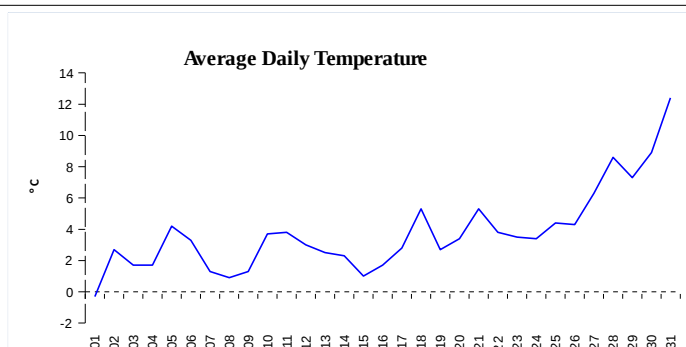


	Volume (GWh)
Positive Imbalance	287,60
Negative Imbalance	-195,40
Gas used for in-kind settlement	40,97
Flexibility service balance	0,00

**REGISTRATION DATA**

Registered Market Participants - electricity and gas	30 498
Balance responsible party - electricity	107
Balance responsible party - gas	93

Changes of Supplier	19 446
Total Amount of Registered delivery points	1 516 968



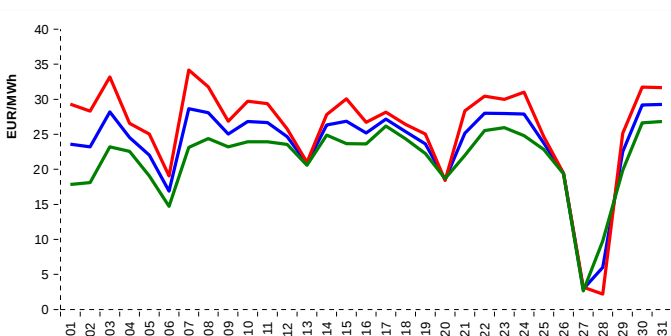
Changes of Supplier	13 191
Total Amount of Registered delivery points	1 071 287

**SHORT-TERM MARKETS**

Electricity	Volume (MWh)	Average Price
Block Market	8 352,0	669,64 CZK/MWh
Day-Ahead M. - Sell	1 336 001,7	
Day-Ahead M. - Purchase	1 667 386,5	23,72 EUR/MWh
Intraday Market	51 978,4	697,96 CZK/MWh

Gas	Volume (MWh)	Average Price (EUR/MWh)
Day-Ahead Market	0,0	0,00
Intraday Market	137 322,3	12,56

**SPOT MARKET INDEX**



— SPOT MARKET BASE LOAD INDEX  
— SPOT MARKET PEAK LOAD INDEX  
— SPOT MARKET OFFPEAK LOAD INDEX

**Emission Allowance Trading**

Transaction Type	Volume of Units	No. of Transactions
Allowances	13 978 963	97
Kyoto Units	9 289	3
<b>Sum</b>	<b>13 988 252</b>	<b>100</b>

**Note:**

The data is valid to the last day of the calendar month and may vary according to the version of the settlement of imbalances. The point of delivery and transfer registered in the OTE's system in case of the first change of supplier. Number of changes of supplier reflects the total number of delivery points, on which change of supplier occurred. More Information is available on <http://www.ote-cr.cz>