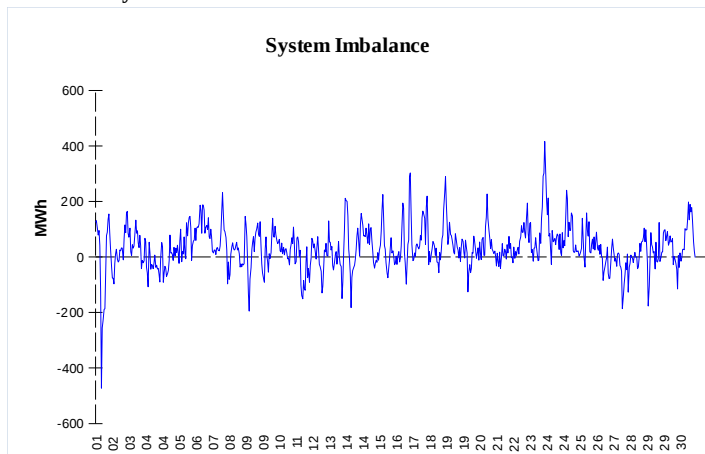
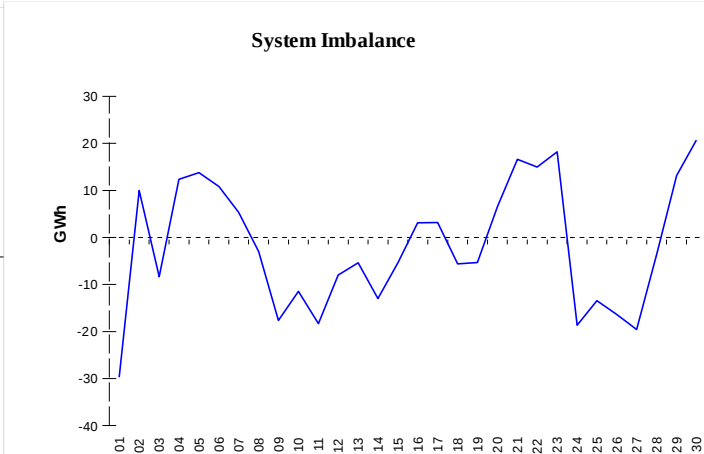


IMBALANCES
Electricity


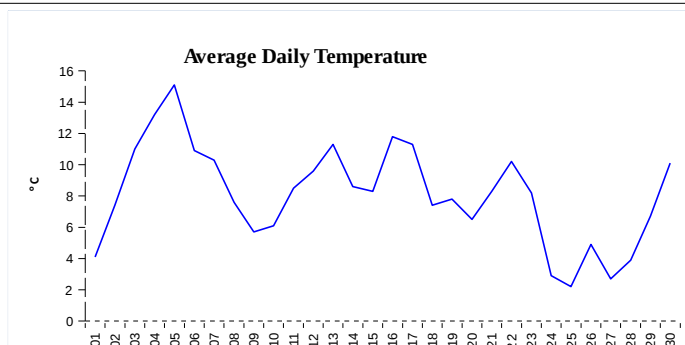
	Volume (GWh)	Average Volume (MWh/hod)
Positive Imbalance	97,37	135,2
Negative Imbalance	-72,72	-101,0
Total Cost of Balancing Energy (CZK):		36 680 158,30

Gas


	Volume (GWh)
Positive Imbalance	238,32
Negative Imbalance	-292,44
Gas used for in-kind settlement	-66,47
Flexibility service balance	0,00

REGISTRATION DATA

Registered Market Participants - electricity and gas	30 530
Balance responsible party - electricity	108
Balance responsible party - gas	94



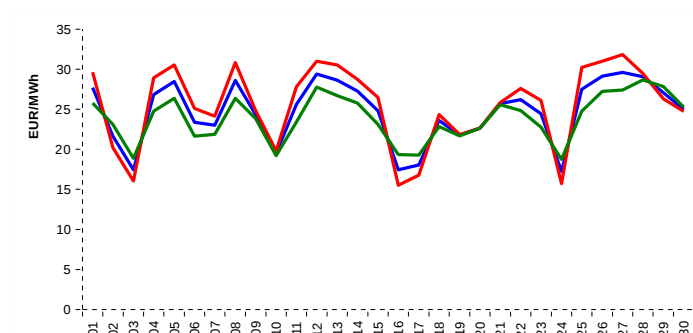
Changes of Supplier	22 276
Total Amount of Registered delivery points	1 528 484

Changes of Supplier	14 580
Total Amount of Registered delivery points	1 076 017

SHORT-TERM MARKETS

Electricity	Volume (MWh)	Average Price
Block Market	12 384,0	677,28 CZK/MWh
Day-Ahead M. - Sell	1 543 825,3	
Day-Ahead M. - Purchase	1 391 961,7	24,70 EUR/MWh
Intraday Market	42 903,7	811,10 CZK/MWh

Gas	Volume (MWh)	Average Price (EUR/MWh)
Day-Ahead Market	0,0	0,00
Intraday Market	171 596,8	12,31

SPOT MARKET INDEX


— SPOT MARKET BASE LOAD INDEX
— SPOT MARKET PEAK LOAD INDEX
— SPOT MARKET OFFPEAK LOAD INDEX

Emission Allowance Trading

Transaction Type	Volume of Units	No. of Transactions
Allowances	8 782 999	105
Kyoto Units	21 928	5
Sum	8 804 927	110

Note:

The data is valid to the last day of the calendar month and may vary according to the version of the settlement of imbalances. The point of delivery and transfer registered in the OTE's system in case of the first change of supplier. Number of changes of supplier reflects the total number of delivery points, on which change of supplier occurred. More Information is available on <http://www.ote-cr.cz>