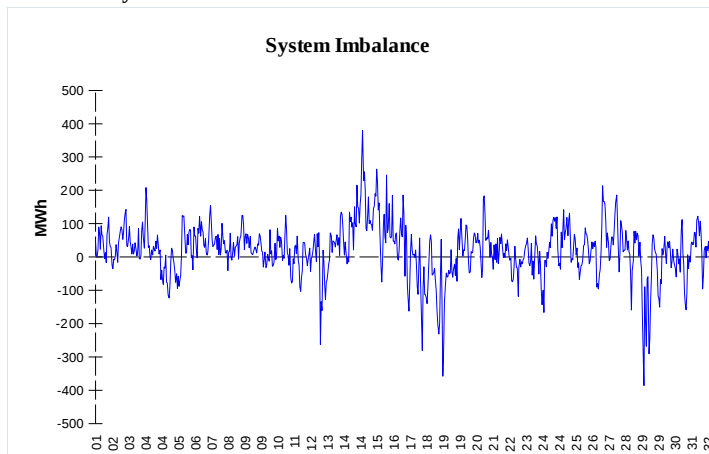
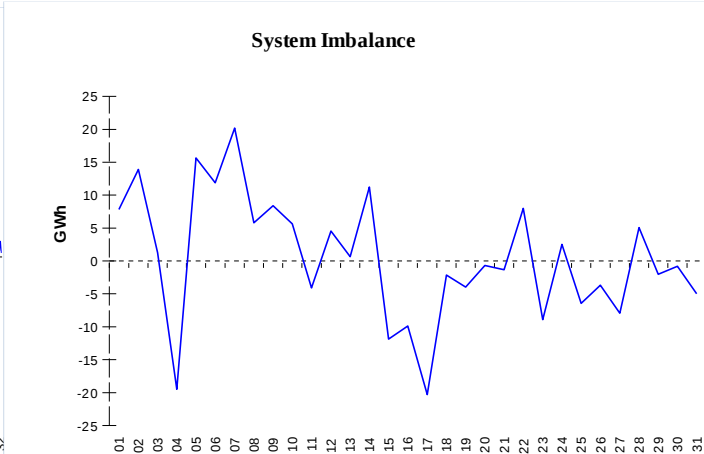


IMBALANCES
Electricity


	Volume (GWh)	Average Volume (MWh/hod)
Positive Imbalance	87,89	118,1
Negative Imbalance	-73,24	-98,4
Total Cost of Balancing Energy (CZK):		51 264 092,90

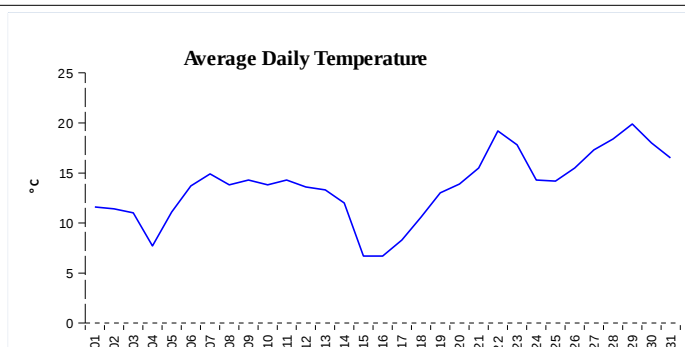
Gas


	Volume (GWh)
Positive Imbalance	215,29
Negative Imbalance	-201,27
Gas used for in-kind settlement	53,68
Flexibility service balance	3,32

REGISTRATION DATA

Registered Market Participants - electricity and gas	30 554
Balance responsible party - electricity	108
Balance responsible party - gas	94

Changes of Supplier	17 604
Total Amount of Registered delivery points	1 536 439

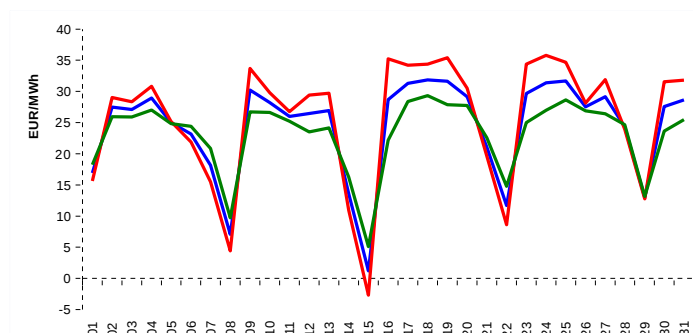


Changes of Supplier	13 674
Total Amount of Registered delivery points	1 079 379

SHORT-TERM MARKETS

Electricity	Volume (MWh)	Average Price
Block Market	2 580,0	681,01 CZK/MWh
Day-Ahead M. - Sell	1 814 475,2	
Day-Ahead M. - Purchase	1 359 027,2	24,35 EUR/MWh
Intraday Market	38 043,9	825,79 CZK/MWh

Gas	Volume (MWh)	Average Price (EUR/MWh)
Day-Ahead Market	0,0	0,00
Intraday Market	104 735,2	13,13

SPOT MARKET INDEX


— SPOT MARKET BASE LOAD INDEX
— SPOT MARKET PEAK LOAD INDEX
— SPOT MARKET OFFPEAK LOAD INDEX

Emission Allowance Trading

Transaction Type	Volume of Units	No. of Transactions
Allowances	3 976 114	32
Kyoto Units	10 000	2
Sum	3 986 114	34

Note:

The data is valid to the last day of the calendar month and may vary according to the version of the settlement of imbalances. The point of delivery and transfer registered in the OTE's system in case of the first change of supplier. Number of changes of supplier reflects the total number of delivery points, on which change of supplier occurred. More Information is available on <http://www.ote-cr.cz>