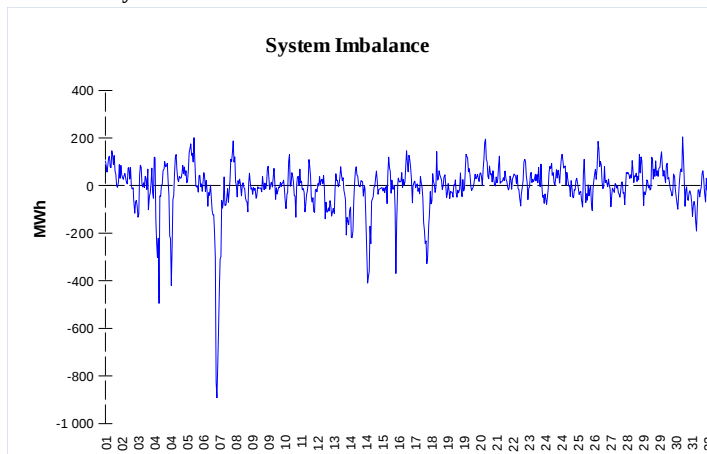
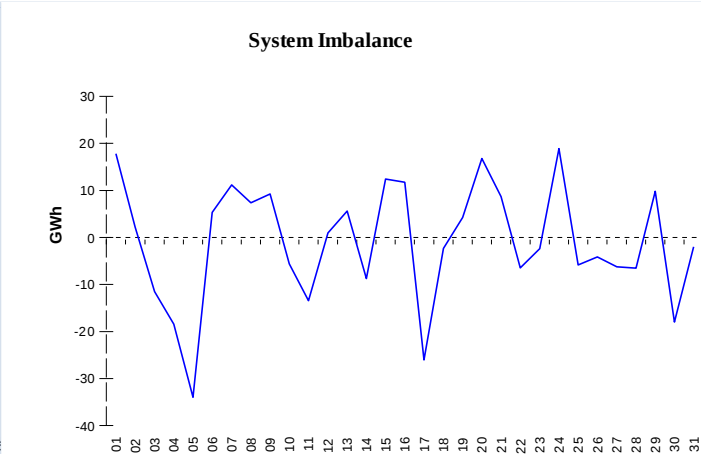


IMBALANCES
Electricity


	Volume (GWh)	Average Volume (MWh/hod)
Positive Imbalance	85,98	115,4
Negative Imbalance	-89,81	-120,5
Total Cost of Balancing Energy (CZK):		92 949 773,20

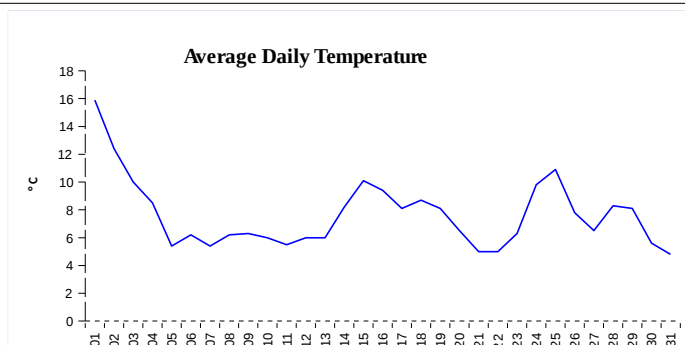
Gas


	Volume (GWh)
Positive Imbalance	283,81
Negative Imbalance	-313,17
Gas used for in-kind settlement	0,00
Flexibility service balance	0,00

REGISTRATION DATA

Registered Market Participants - electricity and gas	30 704
Balance responsible party - electricity	110
Balance responsible party - gas	96

Changes of Supplier	26 394
Total Amount of Registered delivery points	1 604 135

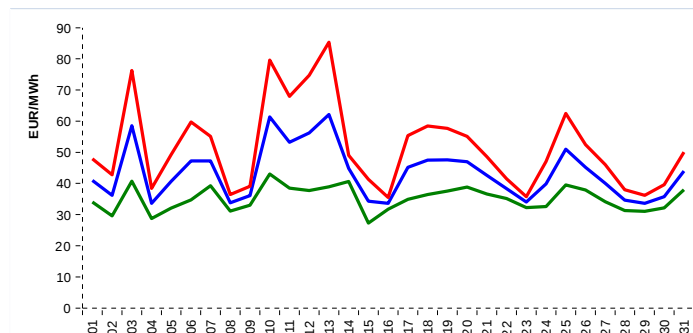


Changes of Supplier	18 089
Total Amount of Registered delivery points	1 102 265

SHORT-TERM MARKETS

Electricity	Volume (MWh)	Average Price
Block Market	4 152,0	1 134,23 CZK/MWh
Day-Ahead M. - Sell	1 395 633,4	43,42 EUR/MWh
Day-Ahead M. - Purchase	1 375 854,1	43,42 EUR/MWh
IM	34 955,0	43,19 EUR/MWh
IM - block contracts	28 095,9	5 261,92 EUR/MWh

Gas	Volume (MWh)	Average Price (EUR/MWh)
IM	0,0	0,00

SPOT MARKET INDEX


— SPOT MARKET BASE LOAD INDEX
— SPOT MARKET PEAK LOAD INDEX
— SPOT MARKET OFFPEAK LOAD INDEX

Emission Allowance Trading

Transaction Type	Volume of Units	No. of Transactions
Allowances	740 640	23
Kyoto Units	17 697	5
Sum	758 337	28

Note:

The data is valid to the last day of the calendar month and may vary according to the version of the settlement of imbalances. The point of delivery and transfer registered in the OTE's system in case of the first change of supplier. Number of changes of supplier reflects the total number of delivery points, on which change of supplier occurred. More Information is available on <http://www.ote-cr.cz>