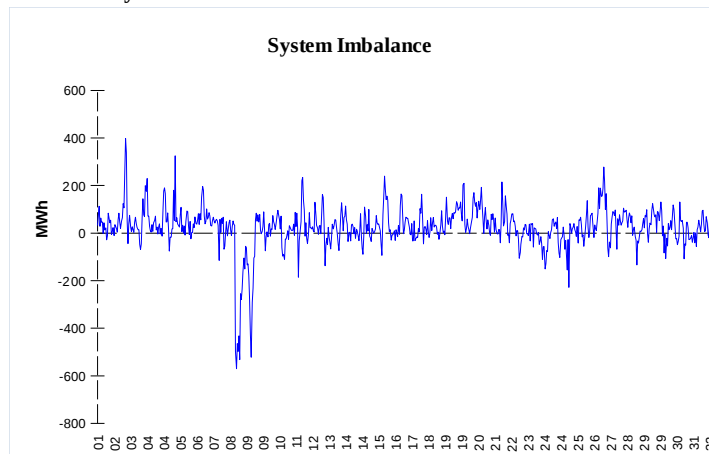
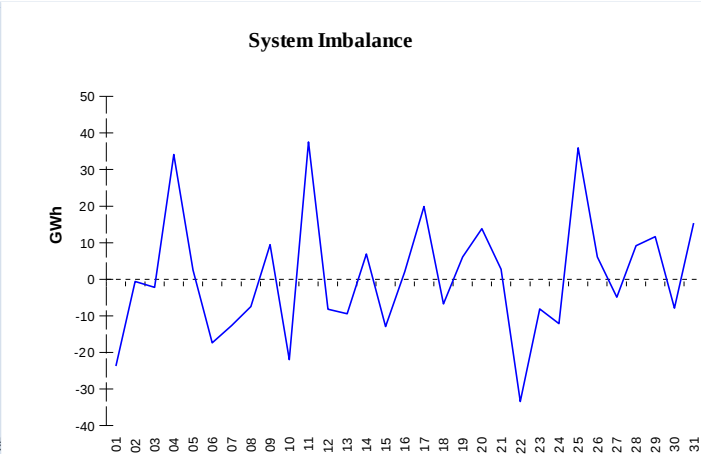


**IMBALANCES**
**Electricity**


	Volume (GWh)	Average Volume (MWh/hod)
Positive Imbalance	116,49	156,8
Negative Imbalance	-98,24	-132,2
Total Cost of Balancing Energy (CZK):		53 784 787,10

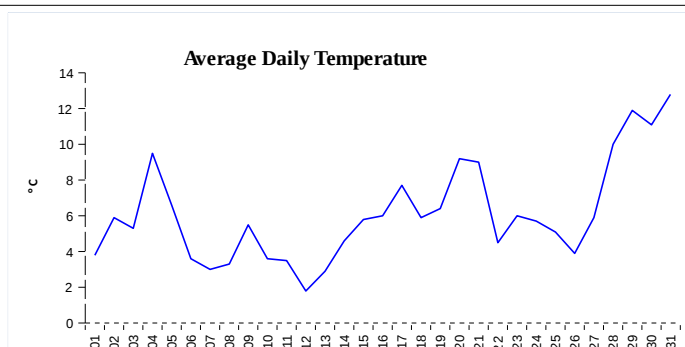
**Gas**


	Volume (GWh)
Positive Imbalance	355,49
Negative Imbalance	-331,51
Gas used for in-kind settlement	0,00
Flexibility service balance	0,00

**REGISTRATION DATA**

Registered Market Participants - electricity and gas	31 013
Balance responsible party - electricity	108
Balance responsible party - gas	92

Changes of Supplier	24 268
Total Amount of Registered delivery points	1 689 904

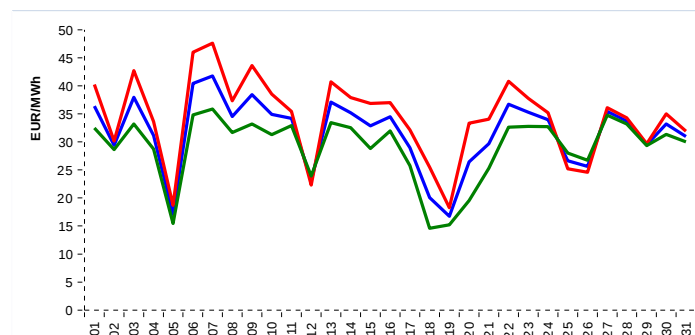


Changes of Supplier	15 832
Total Amount of Registered delivery points	1 115 530

**SHORT-TERM MARKETS**

Electricity	Volume (MWh)	Average Price
Block Market	5 976,0	889,55 CZK/MWh
Day-Ahead M. - Sell	1 548 529,5	31,67 EUR/MWh
Day-Ahead M. - Purchase	1 587 556,5	
IM	40 652,5	29,46 EUR/MWh
IM - block contracts	396,0	36,14 EUR/MWh

Gas	Volume (MWh)	Average Price (EUR/MWh)
IM	289 144,9	16,22

**SPOT MARKET INDEX**


— SPOT MARKET BASE LOAD INDEX  
— SPOT MARKET PEAK LOAD INDEX  
— SPOT MARKET OFFPEAK LOAD INDEX

**Emission Allowance Trading**

Transaction Type	Volume of Units	No. of Transactions
Allowances	34 297 305	97
Kyoto Units	263 101	10
<b>Sum</b>	<b>34 560 406</b>	<b>107</b>

**Note:**

The data is valid to the last day of the calendar month and may vary according to the version of the settlement of imbalances. The point of delivery and transfer registered in the OTE's system in case of the first change of supplier. Number of changes of supplier reflects the total number of delivery points, on which change of supplier occurred. More Information is available on <http://www.ote-cr.cz>