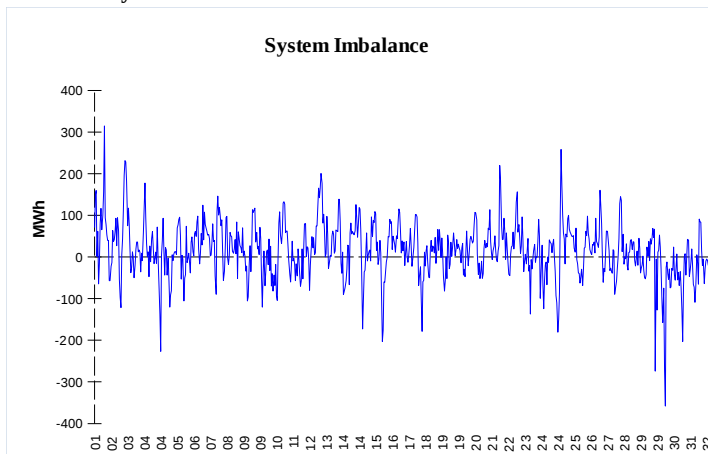


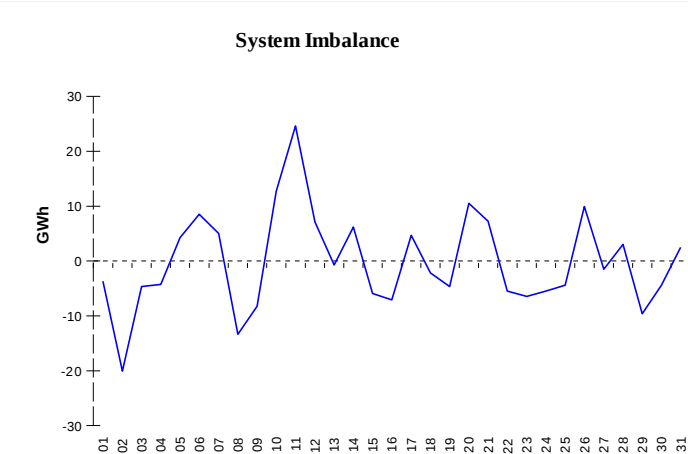
IMBALANCES

Electricity



	Volume (GWh)	Average Volume (MWh/hod)
Positive Imbalance	89,32	120,1
Negative Imbalance	-77,67	-104,4
Total Cost of Balancing Energy (CZK):		43 420 294,20

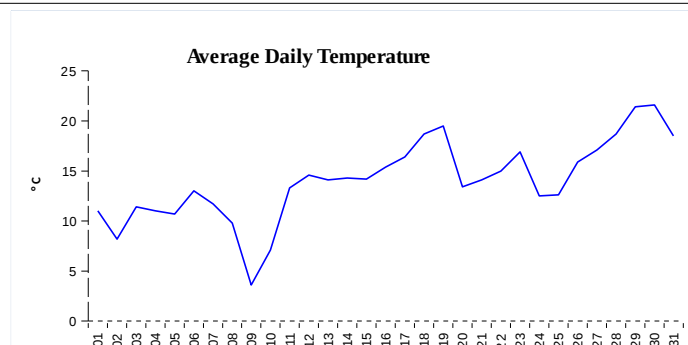
Gas



	Volume (GWh)
Positive Imbalance	254,73
Negative Imbalance	-260,75
Gas used for in-kind settlement	0,00
Flexibility service balance	0,00

REGISTRATION DATA

Registered Market Participants - electricity and gas	31 077
Balance responsible party - electricity	111
Balance responsible party - gas	94



Changes of Supplier	23 718
Total Amount of Registered delivery points	1 717 855

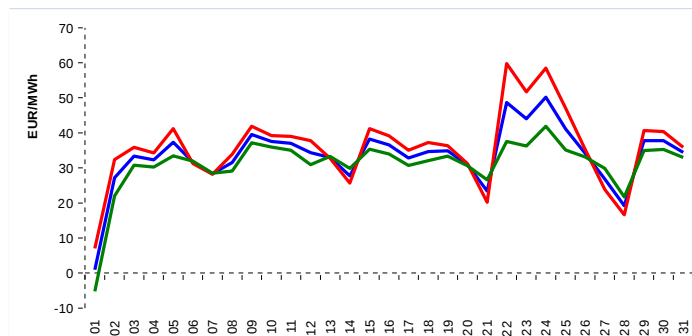
Changes of Supplier	18 519
Total Amount of Registered delivery points	1 125 922

SHORT-TERM MARKETS

Electricity	Volume (MWh)	Average Price
Block Market	7 500,0	857,84 CZK/MWh
Day-Ahead M. - Sell	1 493 635,6	33,47 EUR/MWh
Day-Ahead M. - Purchase	1 549 754,1	33,47 EUR/MWh
IM	41 399,2	33,16 EUR/MWh
IM - block contracts	1 538,0	47,46 EUR/MWh

Gas	Volume (MWh)	Average Price (EUR/MWh)
IM	263 223,1	16,06

SPOT MARKET INDEX



— SPOT MARKET BASE LOAD INDEX
— SPOT MARKET PEAK LOAD INDEX
— SPOT MARKET OFFPEAK LOAD INDEX

Emission Allowance Trading

Transaction Type	Volume of Units	No. of Transactions
Allowances	13 249 181	41
Kyoto Units	30 000	3
Sum	13 279 181	44

Note:

The data is valid to the last day of the calendar month and may vary according to the version of the settlement of imbalances. The point of delivery and transfer registered in the OTE's system in case of the first change of supplier. Number of changes of supplier reflects the total number of delivery points, on which change of supplier occurred. More Information is available on <http://www.ote-cr.cz>