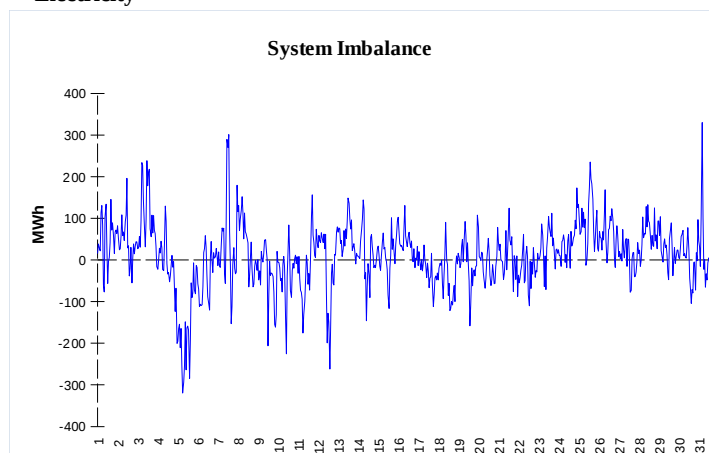
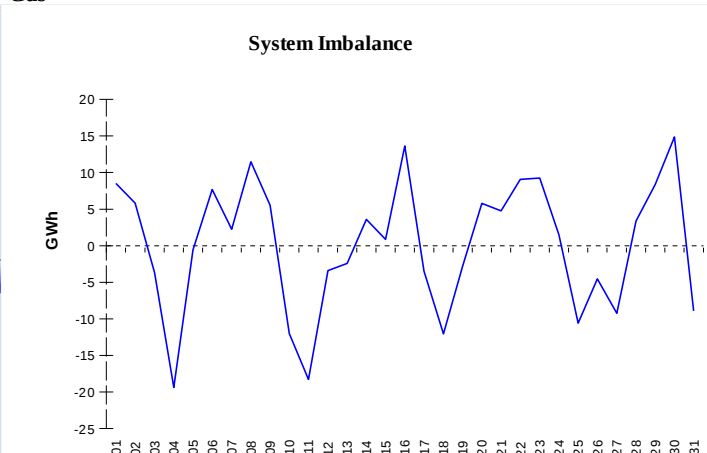


IMBALANCES
Electricity


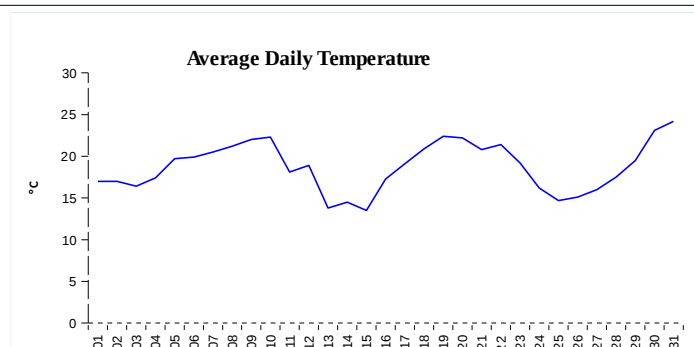
	Volume (GWh)	Average Volume (MWh/hod)
Positive Imbalance	92,70	124,6
Negative Imbalance	-84,82	-114,0
Total Cost of Balancing Energy (CZK):		47 984 786,80

Gas


	Volume (GWh)
Positive Imbalance	230,12
Negative Imbalance	-225,26
Gas used for in-kind settlement	0,00
Flexibility service balance	0,00

REGISTRATION DATA

Registered Market Participants - electricity and gas	31 148
Balance responsible party - electricity	112
Balance responsible party - gas	93



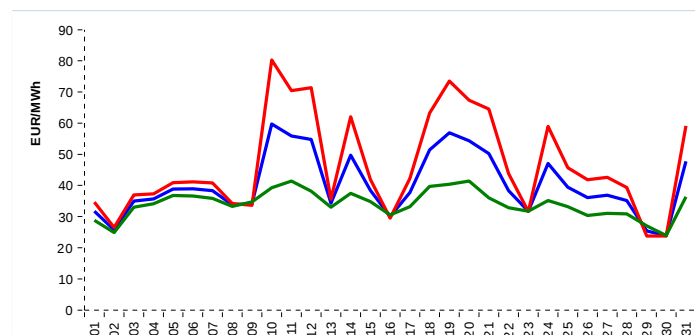
Changes of Supplier	27 449
Total Amount of Registered delivery points	1 743 270

Changes of Supplier	16 639
Total Amount of Registered delivery points	1 136 292

SHORT-TERM MARKETS

Electricity	Volume (MWh)	Average Price
Block Market	1 176,0	1 086,73 CZK/MWh
Day-Ahead M. - Sell	1 412 283,0	
Day-Ahead M. - Purchase	1 357 582,3	40,25 EUR/MWh
IM	56 567,9	43,43 EUR/MWh
IM - block contracts	3 794,0	44,38 EUR/MWh

Gas	Volume (MWh)	Average Price (EUR/MWh)
IM	253 012,6	15,24

SPOT MARKET INDEX


— SPOT MARKET BASE LOAD INDEX
— SPOT MARKET PEAK LOAD INDEX
— SPOT MARKET OFFPEAK LOAD INDEX

Emission Allowance Trading

Transaction Type	Volume of Units	No. of Transactions
Allowances	20 235 840	22
Kyoto Units	0	0
Sum	20 235 840	22

Note:

The data is valid to the last day of the calendar month and may vary according to the version of the settlement of imbalances. The point of delivery and transfer registered in the OTE's system in case of the first change of supplier. Number of changes of supplier reflects the total number of delivery points, on which change of supplier occurred. More Information is available on <http://www.ote-cr.cz>