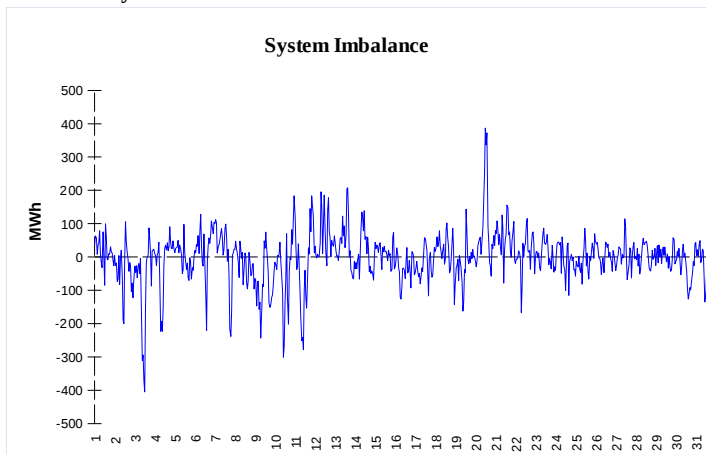
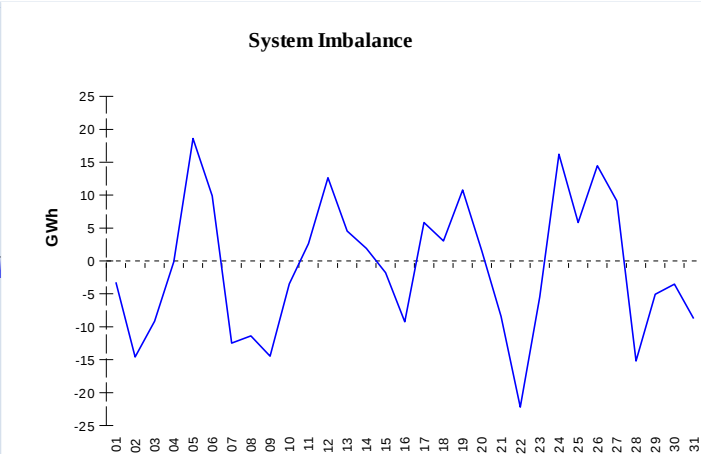


IMBALANCES
Electricity


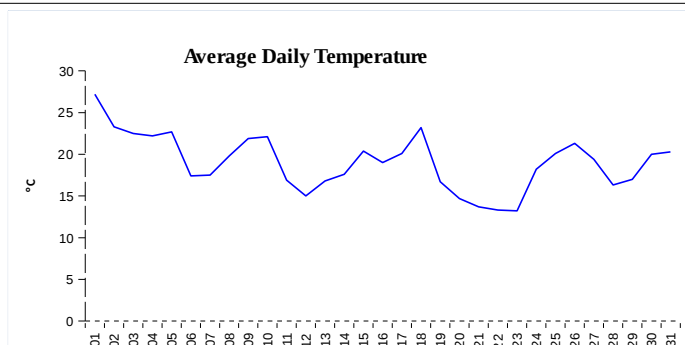
	Volume (GWh)	Average Volume (MWh/hod)
Positive Imbalance	82,87	111,4
Negative Imbalance	-83,83	-112,7
Total Cost of Balancing Energy (CZK):		64 560 032,20

Gas


	Volume (GWh)
Positive Imbalance	220,27
Negative Imbalance	-251,73
Gas used for in-kind settlement	0,00
Flexibility service balance	0,00

REGISTRATION DATA

Registered Market Participants - electricity and gas	31 174
Balance responsible party - electricity	109
Balance responsible party - gas	95



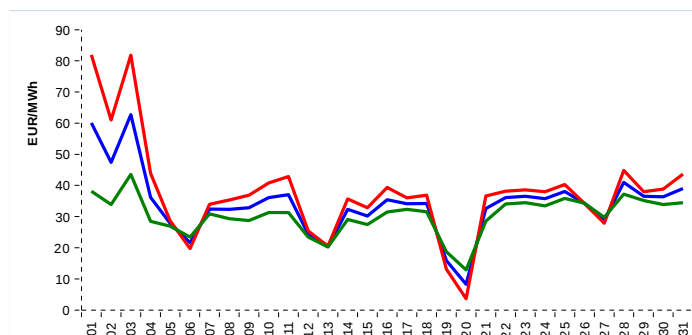
Changes of Supplier	24 574
Total Amount of Registered delivery points	1 753 473

Changes of Supplier	14 828
Total Amount of Registered delivery points	0

SHORT-TERM MARKETS

Electricity	Volume (MWh)	Average Price
Block Market	2 940,0	919,55 CZK/MWh
Day-Ahead M. - Sell	1 559 062,9	34,10 EUR/MWh
Day-Ahead M. - Purchase	1 309 068,2	
IM	47 299,2	41,53 EUR/MWh
IM - block contracts	508,0	28,25 EUR/MWh

Gas	Volume (MWh)	Average Price (EUR/MWh)
IM	176 708,7	16,03

SPOT MARKET INDEX


— SPOT MARKET BASE LOAD INDEX
— SPOT MARKET PEAK LOAD INDEX
— SPOT MARKET OFFPEAK LOAD INDEX

Emission Allowance Trading

Transaction Type	Volume of Units	No. of Transactions
Allowances	19 529 145	21
Kyoto Units	528	1
Sum	19 529 673	22

Note:

The data is valid to the last day of the calendar month and may vary according to the version of the settlement of imbalances. The point of delivery and transfer registered in the OTE's system in case of the first change of supplier. Number of changes of supplier reflects the total number of delivery points, on which change of supplier occurred. More Information is available on <http://www.ote-cr.cz>