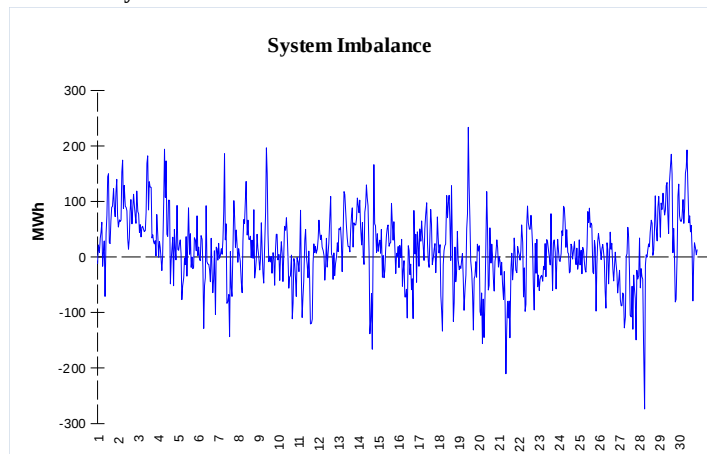
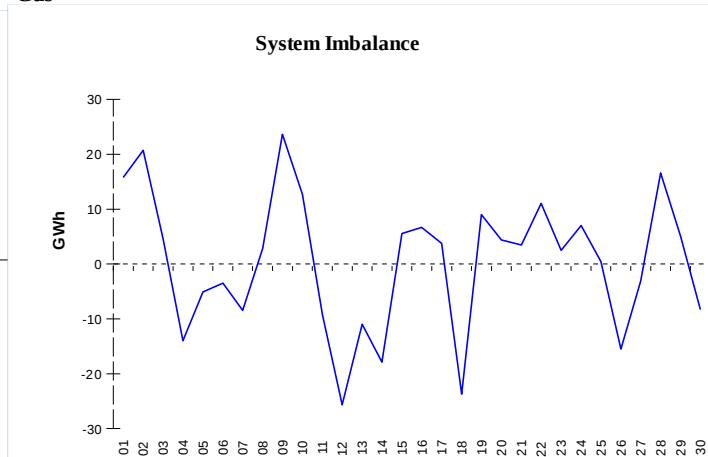


IMBALANCES
Electricity


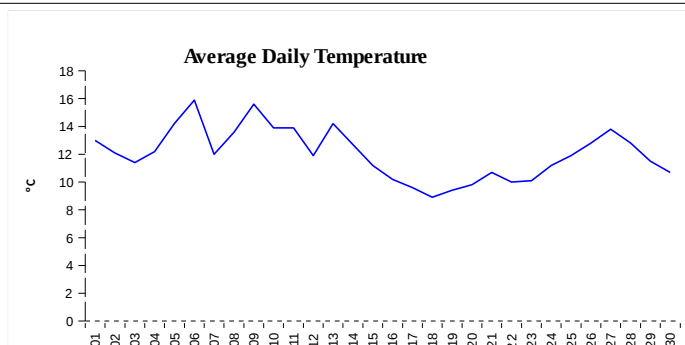
	Volume (GWh)	Average Volume (MWh/hod)
Positive Imbalance	92,43	128,4
Negative Imbalance	-82,14	-114,1
Total Cost of Balancing Energy (CZK):		40 660 367,90

Gas


	Volume (GWh)
Positive Imbalance	289,37
Negative Imbalance	-279,44
Gas used for in-kind settlement	0,00
Flexibility service balance	0,00

REGISTRATION DATA

Registered Market Participants - electricity and gas	31 201
Balance responsible party - electricity	108
Balance responsible party - gas	95



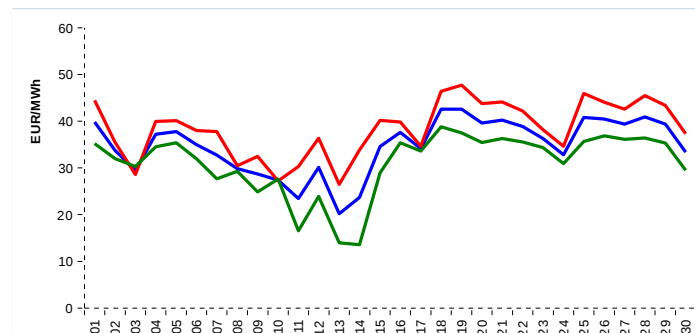
Changes of Supplier	28 022
Total Amount of Registered delivery points	1 770 897

Changes of Supplier	18 069
Total Amount of Registered delivery points	0

SHORT-TERM MARKETS

Electricity	Volume (MWh)	Average Price
Block Market	2 820,0	997,32 CZK/MWh
Day-Ahead M. - Sell	1 790 817,6	34,75 EUR/MWh
Day-Ahead M. - Purchase	1 274 499,4	
IM	46 214,5	38,32 EUR/MWh
IM - block contracts	5 309,0	35,50 EUR/MWh

Gas	Volume (MWh)	Average Price (EUR/MWh)
IM	247 838,8	17,23

SPOT MARKET INDEX


— SPOT MARKET BASE LOAD INDEX
— SPOT MARKET PEAK LOAD INDEX
— SPOT MARKET OFFPEAK LOAD INDEX

Emission Allowance Trading

Transaction Type	Volume of Units	No. of Transactions
Allowances	13 713 929	23
Kyoto Units	0	0
Sum	13 713 929	23

Note:

The data is valid to the last day of the calendar month and may vary according to the version of the settlement of imbalances. The point of delivery and transfer registered in the OTE's system in case of the first change of supplier. Number of changes of supplier reflects the total number of delivery points, on which change of supplier occurred. More Information is available on <http://www.ote-cr.cz>