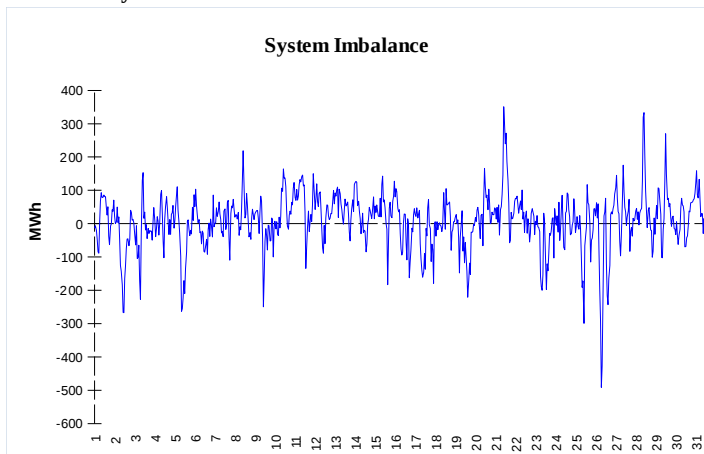
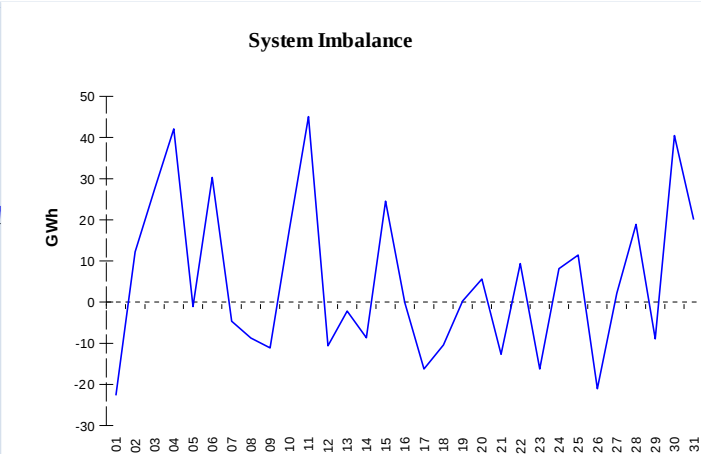


IMBALANCES
Electricity


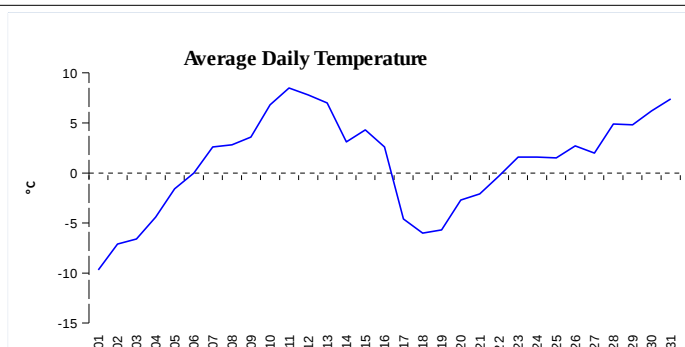
	Volume (GWh)	Average Volume (MWh/hod)
Positive Imbalance	109,79	147,8
Negative Imbalance	-104,59	-140,8
Total Cost of Balancing Energy (CZK):		63 451 637,70

Gas


	Volume (GWh)
Positive Imbalance	619,84
Negative Imbalance	-459,61
Daily positive balancing volume	154,76
Daily negative balancing volume	-67,03

REGISTRATION DATA

Registered Market Participants - electricity and gas	31 382
Balance responsible party - electricity	113
Balance responsible party - gas	97



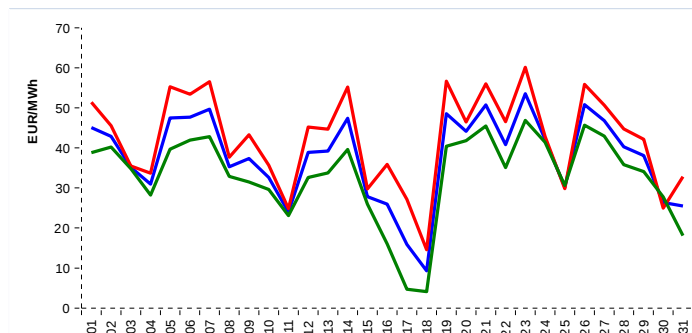
Changes of Supplier	27 377
Total Amount of Registered delivery points	2 870 943

Changes of Supplier	18 156
Total Amount of Registered delivery points	1 274 309

SHORT-TERM MARKETS

Electricity	Volume (MWh)	Average Price
Block Market	720,0	901,50 CZK/MWh
Day-Ahead M. - Sell	1 431 419,4	37,77 EUR/MWh
Day-Ahead M. - Purchase	1 668 964,3	
IM	64 124,6	43,15 EUR/MWh
IM - block contracts	3 724,0	56,15 EUR/MWh

Gas	Volume (MWh)	Average Price (EUR/MWh)
IM	537 856,5	26,29

SPOT MARKET INDEX


— SPOT MARKET BASE LOAD INDEX
— SPOT MARKET PEAK LOAD INDEX
— SPOT MARKET OFFPEAK LOAD INDEX

Emission Allowance Trading

Transaction Type	Volume of Units	No. of Transactions
Allowances	36 239 400	82
Kyoto Units	8 021	4
Sum	36 247 421	86

Note:

The data is valid to the last day of the calendar month and may vary according to the version of the settlement of imbalances. The point of delivery and transfer registered in the OTE's system in case of the first change of supplier. Number of changes of supplier reflects the total number of delivery points, on which change of supplier occurred. More Information is available on <http://www.ote-cr.cz>