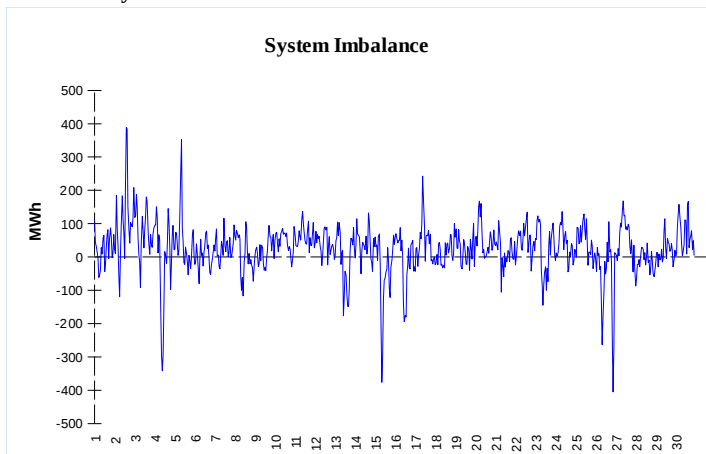


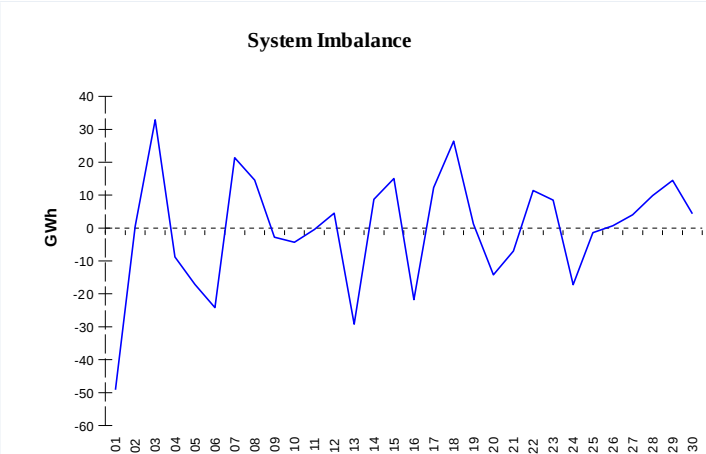
IMBALANCES

Electricity



	Volume (GWh)	Average Volume (MWh/hod)
Positive Imbalance	102,36	142,2
Negative Imbalance	-84,06	-116,7
Total Cost of Balancing Energy (CZK):		39 877 098,60

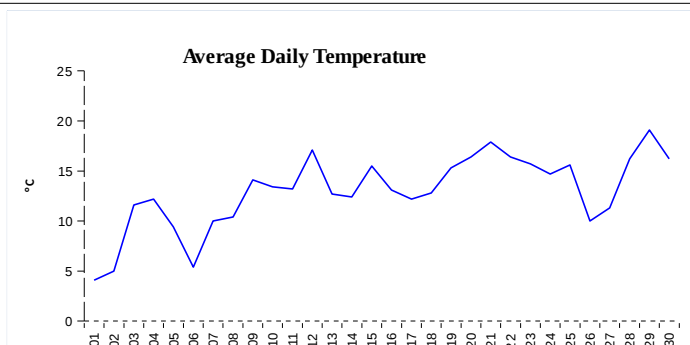
Gas



	Volume (GWh)
Positive Imbalance	325,80
Negative Imbalance	-332,15
Daily positive balancing volume	26,59
Daily negative balancing volume	-25,46

REGISTRATION DATA

Registered Market Participants - electricity and gas	31 415
Balance responsible party - electricity	112
Balance responsible party - gas	97



Changes of Supplier	32 322
Total Amount of Registered delivery points	2 878 974

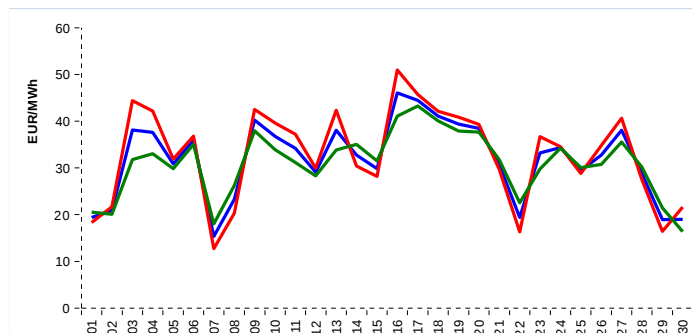
Changes of Supplier	21 971
Total Amount of Registered delivery points	1 279 387

SHORT-TERM MARKETS

Electricity	Volume (MWh)	Average Price
Block Market	732,0	734,44 CZK/MWh
Day-Ahead M. - Sell	1 341 946,9	31,89 EUR/MWh
Day-Ahead M. - Purchase	1 505 139,6	
IM	40 588,1	30,73 EUR/MWh
IM - block contracts	1 245,0	47,85 EUR/MWh

Gas	Volume (MWh)	Average Price (EUR/MWh)
IM	229 412,3	19,31

SPOT MARKET INDEX



— SPOT MARKET BASE LOAD INDEX
— SPOT MARKET PEAK LOAD INDEX
— SPOT MARKET OFFPEAK LOAD INDEX

Emission Allowance Trading

Transaction Type	Volume of Units	No. of Transactions
Allowances	17 078 563	130
Kyoto Units	268 635	10
Sum	17 347 198	140

Note:

The data is valid to the last day of the calendar month and may vary according to the version of the settlement of imbalances. The point of delivery and transfer registered in the OTE's system in case of the first change of supplier. Number of changes of supplier reflects the total number of delivery points, on which change of supplier occurred. More Information is available on <http://www.ote-cr.cz>