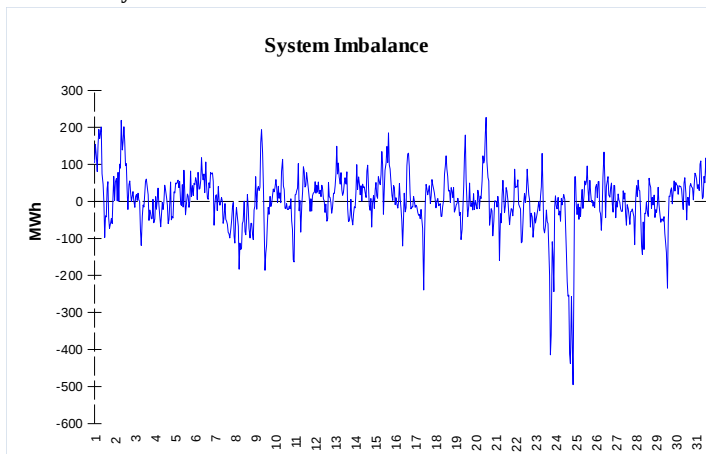
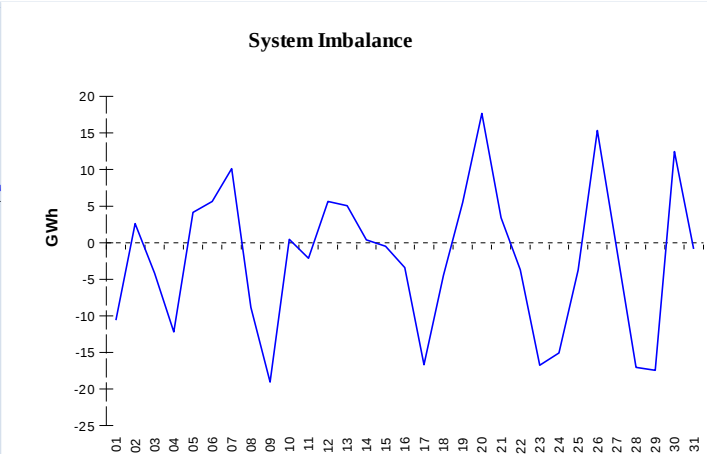


IMBALANCES
Electricity


	Volume (GWh)	Average Volume (MWh/hod)
Positive Imbalance	83,42	112,1
Negative Imbalance	-81,58	-109,6
Total Cost of Balancing Energy (CZK):		64 197 997,50

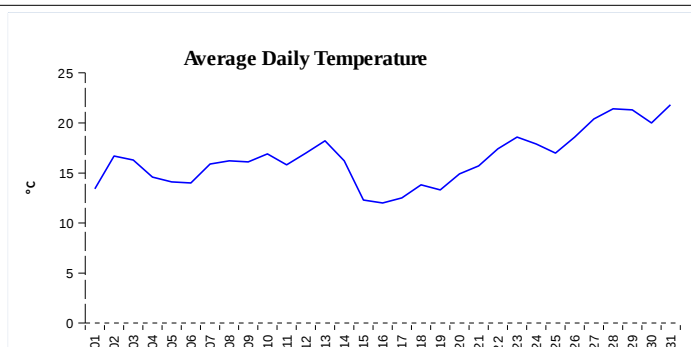
Gas


	Volume (GWh)
Positive Imbalance	211,50
Negative Imbalance	-280,64
Daily positive balancing volume	6,27
Daily negative balancing volume	-31,87

REGISTRATION DATA

Registered Market Participants - electricity and gas	31 442
Balance responsible party - electricity	115
Balance responsible party - gas	98

Changes of Supplier	49 988
Total Amount of Registered delivery points	2 908 879

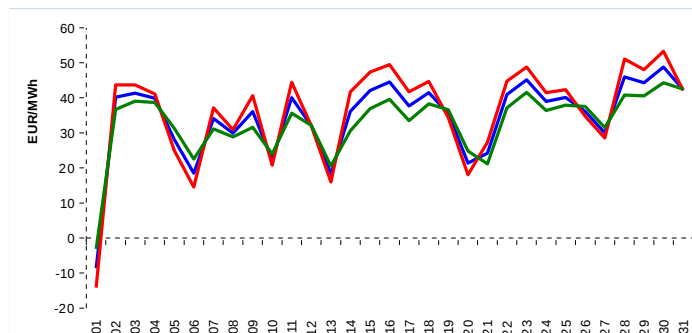


Changes of Supplier	36 268
Total Amount of Registered delivery points	1 290 589

SHORT-TERM MARKETS

Electricity	Volume (MWh)	Average Price
Block Market	3 840,0	817,09 CZK/MWh
Day-Ahead M. - Sell	1 774 161,6	34,44 EUR/MWh
Day-Ahead M. - Purchase	1 602 856,5	
IM	40 970,8	37,72 EUR/MWh
IM - block contracts	2 266,0	29,40 EUR/MWh

Gas	Volume (MWh)	Average Price (EUR/MWh)
IM	141 276,6	21,84

SPOT MARKET INDEX


— SPOT MARKET BASE LOAD INDEX
— SPOT MARKET PEAK LOAD INDEX
— SPOT MARKET OFFPEAK LOAD INDEX

Emission Allowance Trading

Transaction Type	Volume of Units	No. of Transactions
Allowances	13 199 015	57
Kyoto Units	12 000	3
Sum	13 211 015	60

Note:

The data is valid to the last day of the calendar month and may vary according to the version of the settlement of imbalances.
 The point of delivery and transfer registered in the OTE's system in case of the first change of supplier. Number of changes of supplier reflects the total number of delivery points, on which change of supplier occurred.
 More Information is available on <http://www.ote-cr.cz>