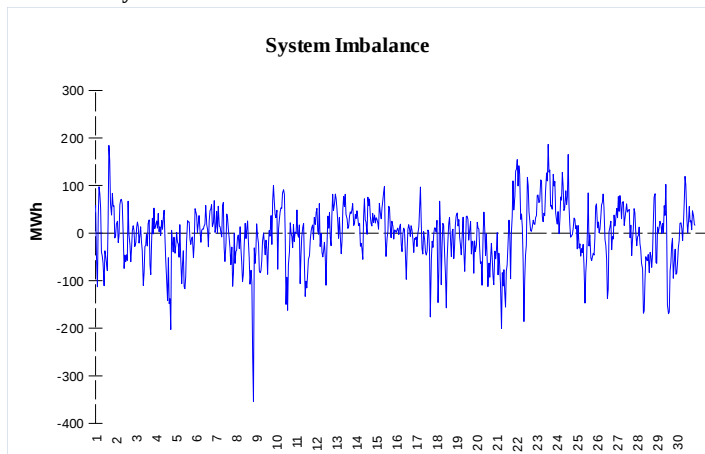
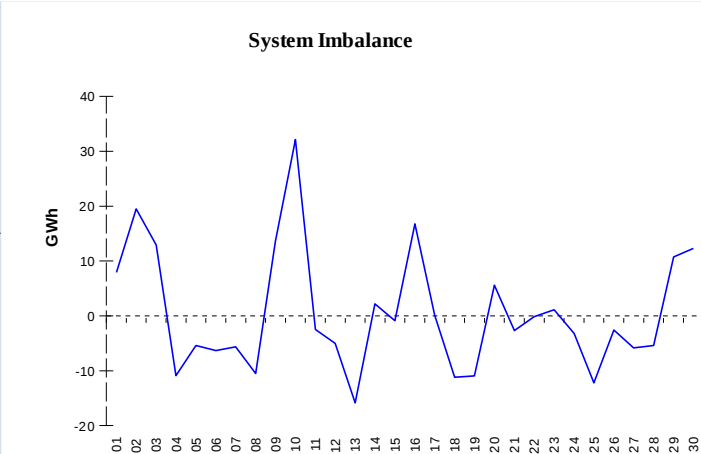


**IMBALANCES**
**Electricity**


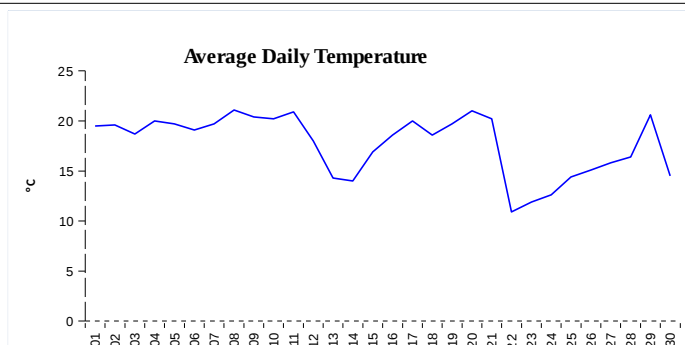
	Volume (GWh)	Average Volume (MWh/hod)
Positive Imbalance	76,57	106,3
Negative Imbalance	-78,49	-109,0
Total Cost of Balancing Energy (CZK):		50 927 800,80

**Gas**


	Volume (GWh)
Positive Imbalance	260,36
Negative Imbalance	-242,99
Daily positive balancing volume	27,88
Daily negative balancing volume	-17,83

**REGISTRATION DATA**

Registered Market Participants - electricity and gas	31 462
Balance responsible party - electricity	114
Balance responsible party - gas	97



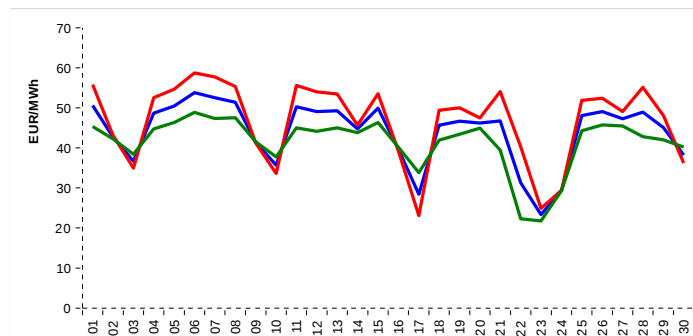
Changes of Supplier	55 039
Total Amount of Registered delivery points	2 941 412

Changes of Supplier	28 851
Total Amount of Registered delivery points	1 296 068

**SHORT-TERM MARKETS**

Electricity	Volume (MWh)	Average Price
Block Market	1 260,0	1 142,38 CZK/MWh
Day-Ahead M. - Sell	1 923 880,3	
Day-Ahead M. - Purchase	1 312 280,6	44,04 EUR/MWh
IM	42 434,2	50,77 EUR/MWh
IM - block contracts	4 125,0	63,70 EUR/MWh

Gas	Volume (MWh)	Average Price (EUR/MWh)
IM	157 441,4	22,22

**SPOT MARKET INDEX**


— SPOT MARKET BASE LOAD INDEX  
— SPOT MARKET PEAK LOAD INDEX  
— SPOT MARKET OFFPEAK LOAD INDEX

**Emission Allowance Trading**

Transaction Type	Volume of Units	No. of Transactions
Allowances	19 501 938	64
Kyoto Units	549 733	8
<b>Sum</b>	<b>20 051 671</b>	<b>72</b>

**Note:**

The data is valid to the last day of the calendar month and may vary according to the version of the settlement of imbalances. The point of delivery and transfer registered in the OTE's system in case of the first change of supplier. Number of changes of supplier reflects the total number of delivery points, on which change of supplier occurred. More Information is available on <http://www.ote-cr.cz>