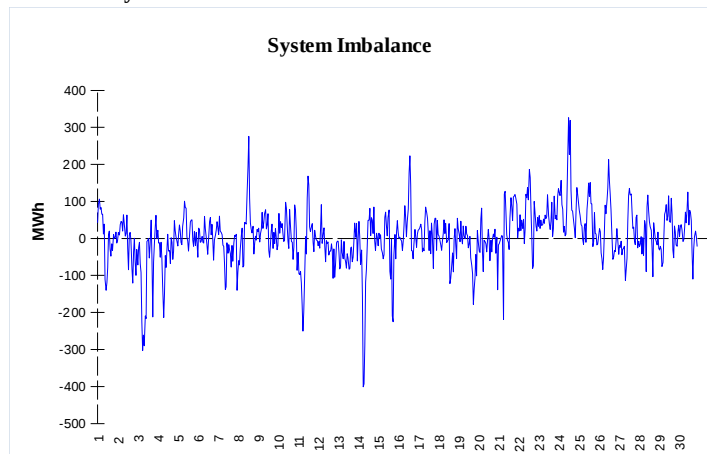
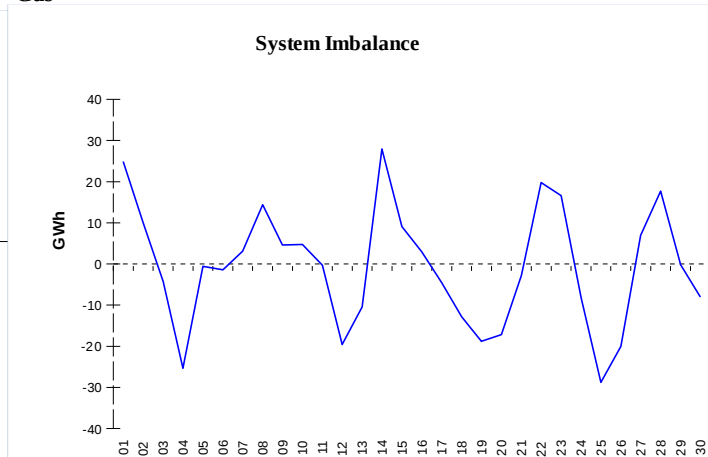


IMBALANCES
Electricity


	Volume (GWh)	Average Volume (MWh/hod)
Positive Imbalance	92,14	128,0
Negative Imbalance	-88,41	-122,8
Total Cost of Balancing Energy (CZK):		56 394 541,40

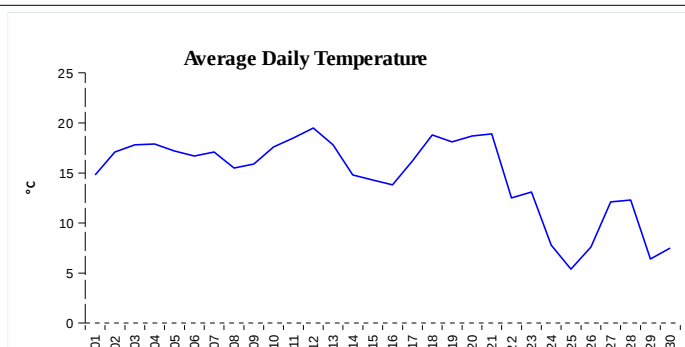
Gas


	Volume (GWh)
Positive Imbalance	307,38
Negative Imbalance	-327,71
Daily positive balancing volume	12,69
Daily negative balancing volume	-19,24

REGISTRATION DATA

Registered Market Participants - electricity and gas	31 524
Balance responsible party - electricity	115
Balance responsible party - gas	95

Changes of Supplier	145 277
Total Amount of Registered delivery points	3 203 223

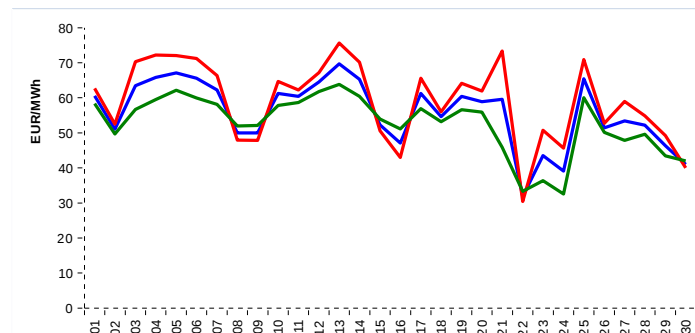


Changes of Supplier	21 272
Total Amount of Registered delivery points	1 310 346

SHORT-TERM MARKETS

Electricity	Volume (MWh)	Average Price
Block Market	3 600,0	1 373,60 CZK/MWh
Day-Ahead M. - Sell	1 900 297,2	
Day-Ahead M. - Purchase	1 423 467,0	55,85 EUR/MWh
IM	46 049,8	51,20 EUR/MWh
IM - block contracts	9 772,5	62,01 EUR/MWh

Gas	Volume (MWh)	Average Price (EUR/MWh)
IM	239 115,9	28,05

SPOT MARKET INDEX


— SPOT MARKET BASE LOAD INDEX
— SPOT MARKET PEAK LOAD INDEX
— SPOT MARKET OFFPEAK LOAD INDEX

Emission Allowance Trading

Transaction Type	Volume of Units	No. of Transactions
Allowances	10 545 873	81
Kyoto Units	508 414	12
Sum	11 054 287	93

Note:

The data is valid to the last day of the calendar month and may vary according to the version of the settlement of imbalances. The point of delivery and transfer registered in the OTE's system in case of the first change of supplier. Number of changes of supplier reflects the total number of delivery points, on which change of supplier occurred. More Information is available on <http://www.ote-cr.cz>