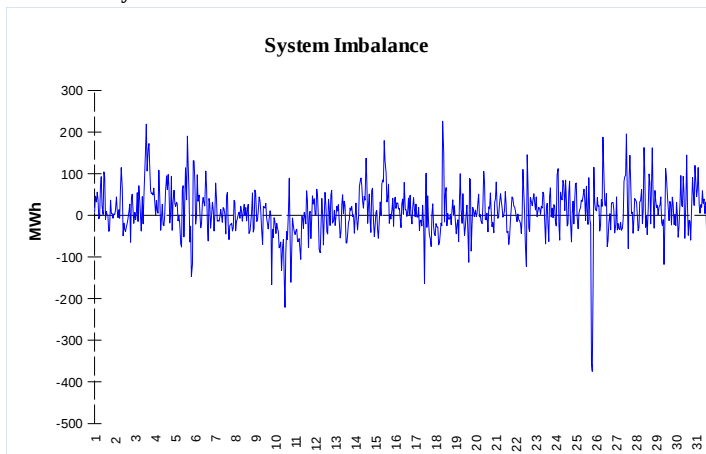
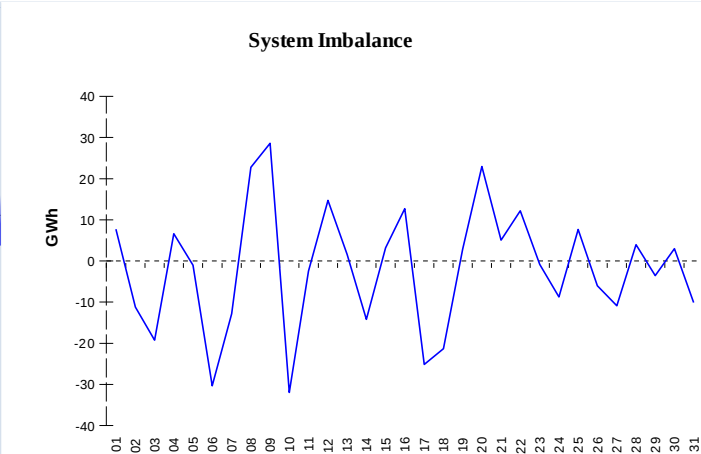


IMBALANCES
Electricity


	Volume (GWh)	Average Volume (MWh/hod)
Positive Imbalance	81,65	109,7
Negative Imbalance	-73,83	-99,2
Total Cost of Balancing Energy (CZK):		52 457 764,10

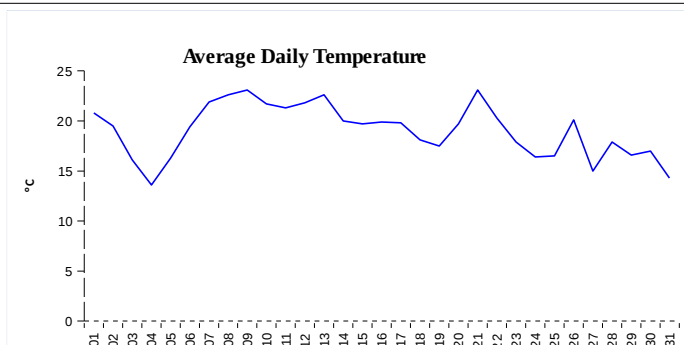
Gas


	Volume (GWh)
Positive Imbalance	330,18
Negative Imbalance	-384,28
Daily positive balancing volume	58,37
Daily negative balancing volume	-117,87

REGISTRATION DATA

Registered Market Participants - electricity and gas	32 271
Balance responsible party - electricity	116
Balance responsible party - gas	98

Changes of Supplier	25 306
Total Amount of Registered delivery points	6 131 691

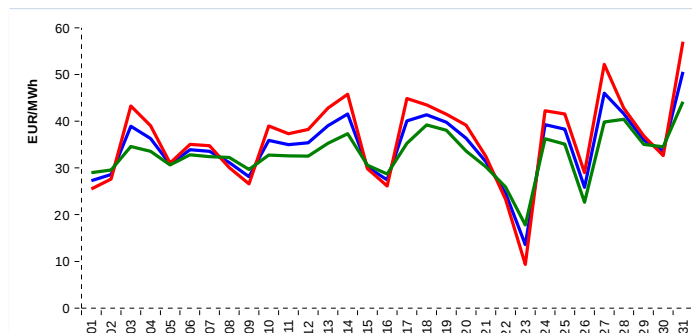


Changes of Supplier	12 680
Total Amount of Registered delivery points	2 514 554

SHORT-TERM MARKETS

Electricity	Volume (MWh)	Average Price
Block Market	0,0	0,00 CZK/MWh
Day-Ahead M. - Sell	1 831 235,2	34,55 EUR/MWh
Day-Ahead M. - Purchase	1 415 077,0	
IM	362 150,7	39,17 EUR/MWh
IM - block contracts	0,0	0,00 EUR/MWh

Gas	Volume (MWh)	Average Price (EUR/MWh)
IM	443 093,9	8,03

SPOT MARKET INDEX


— SPOT MARKET BASE LOAD INDEX
— SPOT MARKET PEAK LOAD INDEX
— SPOT MARKET OFFPEAK LOAD INDEX

Emission Allowance Trading

Transaction Type	Volume of Units	No. of Transactions
Allowances	17 407 292	58
Kyoto Units	0	0
Sum	17 407 292	58

Note:

The data is valid to the last day of the calendar month and may vary according to the version of the settlement of imbalances. The point of delivery and transfer registered in the OTE's system in case of the first change of supplier. Number of changes of supplier reflects the total number of delivery points, on which change of supplier occurred. More Information is available on <http://www.ote-cr.cz>