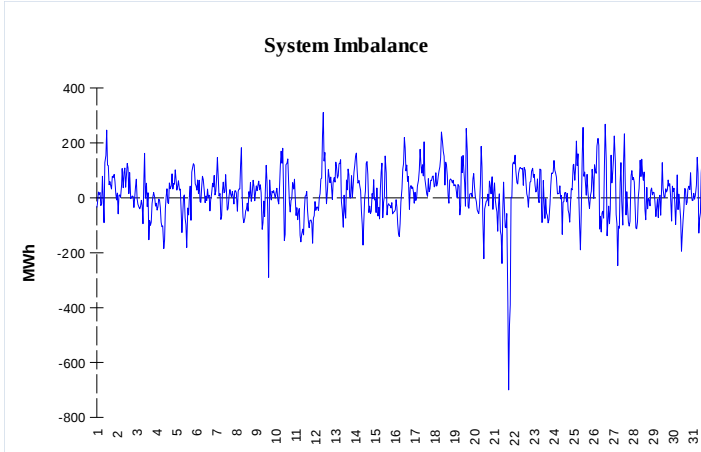


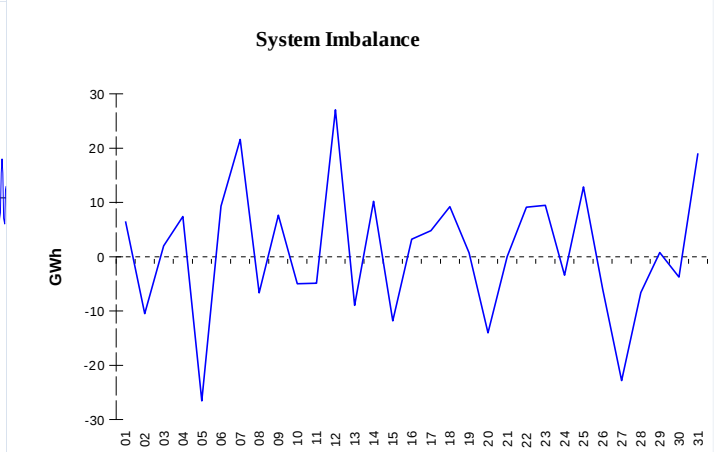
IMBALANCES

Electricity



| | Volume (GWh) | Average Volume (MWh/hod) |
|---------------------------------------|--------------|--------------------------|
| Positive Imbalance | 86,51 | 116,4 |
| Negative Imbalance | -73,87 | -99,4 |
| Total Cost of Balancing Energy (CZK): | | 313 366 240,37 |

Gas

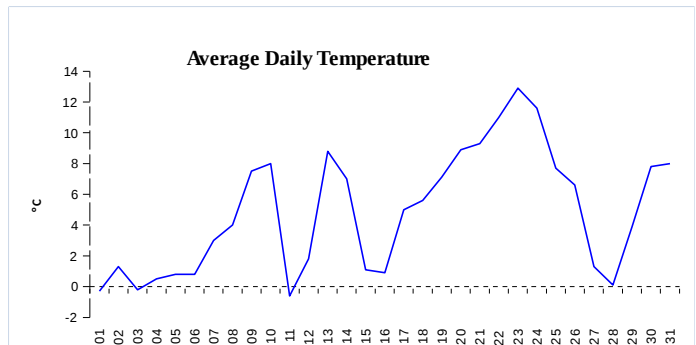


| | Volume (GWh) |
|---------------------------------|--------------|
| Positive Imbalance | 391,20 |
| Negative Imbalance | -361,12 |
| Daily positive balancing volume | 34,23 |
| Daily negative balancing volume | -23,17 |

REGISTRATION DATA

| | |
|--|--------|
| Registered Market Participants - electricity and gas | 33 596 |
| Balance responsible party - electricity | 136 |
| Balance responsible party - gas | 125 |

| | |
|--|-----------|
| Changes of Supplier | 23 170 |
| Total Amount of Registered delivery points | 6 260 738 |



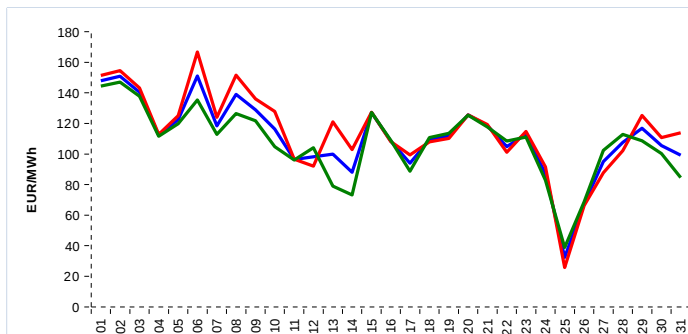
| | |
|--|-----------|
| Changes of Supplier | 6 732 |
| Total Amount of Registered delivery points | 2 772 344 |

SHORT-TERM MARKETS

| Electricity | Volume (MWh) | Average Price |
|-------------------------|--------------|----------------|
| Day-Ahead M. - Sell | 1 916 548,5 | 110,83 EUR/MWh |
| Day-Ahead M. - Purchase | 1 333 050,4 | |
| IM | 493 036,5 | 116,90 EUR/MWh |
| IM - block contracts | 48,0 | 100,00 EUR/MWh |

| Gas | Volume (MWh) | Average Price (EUR/MWh) |
|-----|--------------|-------------------------|
| IM | 381 836,4 | 46,67 |

SPOT MARKET INDEX



— SPOT MARKET BASE LOAD INDEX
— SPOT MARKET PEAK LOAD INDEX
— SPOT MARKET OFFPEAK LOAD INDEX

Emission Allowance Trading

| Transaction Type | Volume of Units | No. of Transactions |
|---------------------|-------------------|---------------------|
| Allowances | 89 856 869 | 184 |
| Aviation Allowances | 311 173 | 5 |
| Sum | 90 168 042 | 187 |

Note:

The data is valid to the last day of the calendar month and may vary according to the version of the settlement of imbalances. The point of delivery and transfer registered in the OTE's system in case of the first change of supplier. Number of changes of supplier reflects the total number of delivery points, on which change of supplier occurred. More Information is available on <http://www.ote-cr.cz>