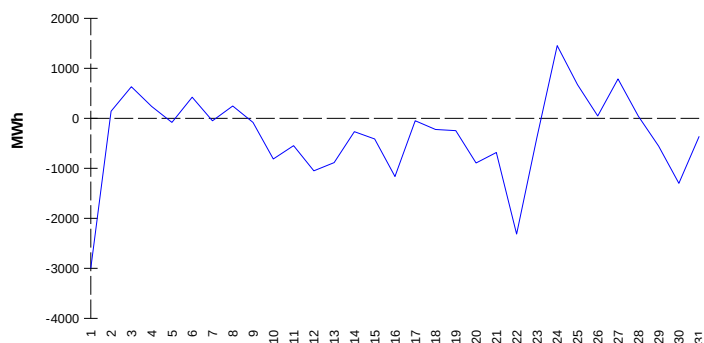


IMBALANCES

Electricity

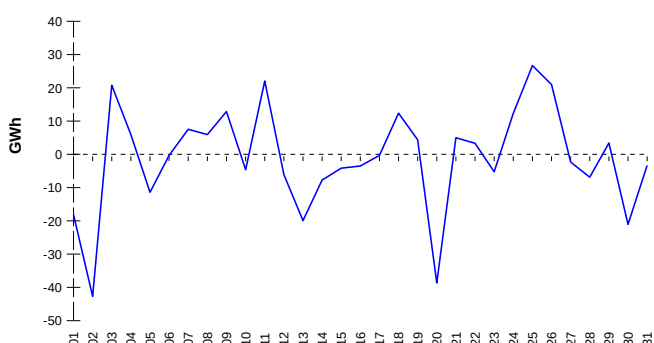
System Imbalance (total volume by days)



| | Volume (GWh) | Average Volume (MWh/hod) |
|---------------------------------------|--------------|--------------------------|
| Positive Imbalance | 127.57 | 42.9 |
| Negative Imbalance | -138.24 | -46.5 |
| Total Cost of Balancing Energy (CZK): | | 311,694,010.27 |

Gas

System Imbalance



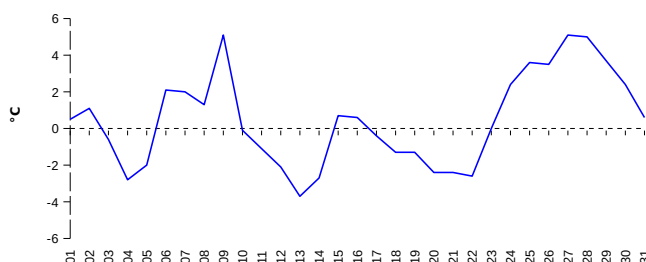
| | Volume (GWh) |
|---------------------------------|--------------|
| Positive Imbalance | 373.14 |
| Negative Imbalance | -406.14 |
| Daily positive balancing volume | 43.93 |
| Daily negative balancing volume | -99.50 |

REGISTRATION DATA

| | |
|--|--------|
| Registered Market Participants - electricity and gas | 34,886 |
| Balance responsible party - electricity | 150 |
| Balance responsible party - gas | 142 |

| | |
|--|-----------|
| Changes of Supplier | 135,640 |
| Total Amount of Registered delivery points | 6,379,837 |

Average Daily Temperature



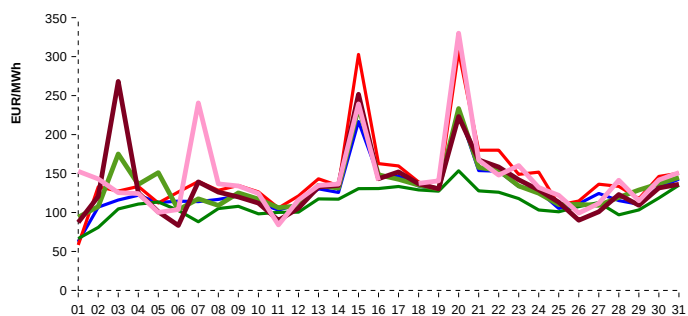
| | |
|--|-----------|
| Changes of Supplier | 43,819 |
| Total Amount of Registered delivery points | 2,725,000 |

SHORT-TERM MARKETS

| Electricity | Volume (MWh) | Average Price |
|-------------------------|--------------|---------------|
| IDA - Sell | 42,046.9 | 152 EUR/MWh |
| IDA - Purchase | 48,334.7 | |
| Day-Ahead M. - Sell | 2,752,150.6 | 128 EUR/MWh |
| Day-Ahead M. - Purchase | 1,877,716.9 | |
| IM | 456,687.6 | 135 EUR/MWh |
| IM - block contracts | 1,750.0 | 158 EUR/MWh |

| Gas | Volume (MWh) | Average Price (EUR/MWh) |
|-----|--------------|-------------------------|
| IM | 426,235.6 | 50.98 |

SPOT MARKET INDEX



— SPOT MARKET BASE LOAD INDEX — IDA1 BASE LOAD INDEX
— SPOT MARKET PEAK LOAD INDEX — IDA2 BASE LOAD INDEX
— SPOT MARKET OFFPEAK LOAD INDEX — IDA3 BASE LOAD INDEX

REGISTRY FOR GREENHOUSE GAS EMISSION

| Transaction Type | Volume of Units | No. of Transactions |
|---------------------|------------------|---------------------|
| Allowances | 1,678,502 | 40 |
| Aviation Allowances | 14,730 | 1 |
| Sum | 1,693,232 | 41 |

Note:

The data is valid to the last day of the calendar month and may vary according to the version of the settlement of imbalances. The point of delivery and transfer registered in the OTE's system in case of the first change of supplier. Number of changes of supplier reflects the total number of delivery points, on which change of supplier occurred. More Information is available on <http://www.ote-cr.cz>