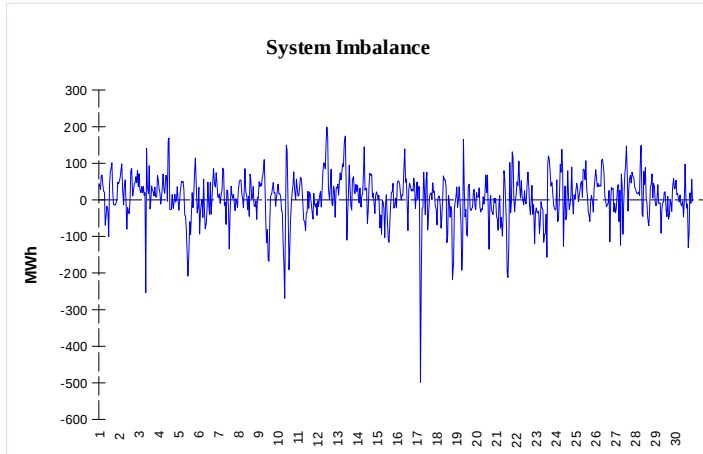


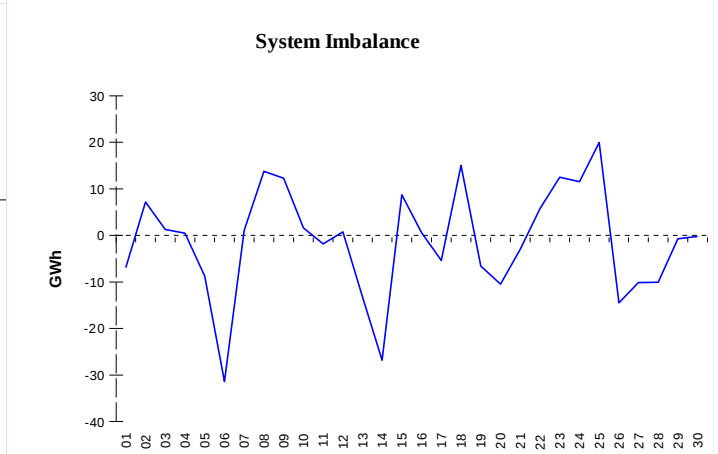
IMBALANCES

Electricity



	Volume (GWh)	Average Volume (MWh/hod)
Positive Imbalance	60,33	83,8
Negative Imbalance	-55,99	-77,8
Total Cost of Balancing Energy (CZK):		225 390 802,12

Gas

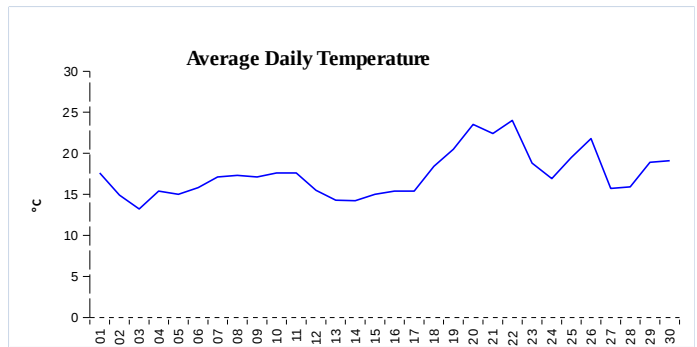


	Volume (GWh)
Positive Imbalance	274,56
Negative Imbalance	-311,51
Daily positive balancing volume	56,74
Daily negative balancing volume	-96,37

REGISTRATION DATA

Registered Market Participants - electricity and gas	33 753
Balance responsible party - electricity	138
Balance responsible party - gas	129

Changes of Supplier	26 602
Total Amount of Registered delivery points	6 284 303



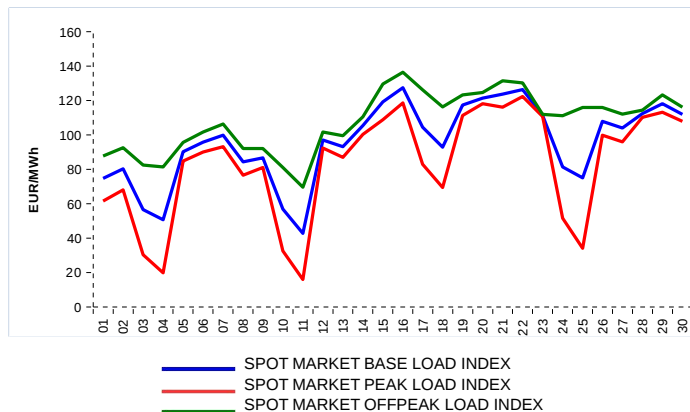
Changes of Supplier	8 417
Total Amount of Registered delivery points	2 763 463

SHORT-TERM MARKETS

Electricity	Volume (MWh)	Average Price
Day-Ahead M. - Sell	1 726 537,0	95,63 EUR/MWh
Day-Ahead M. - Purchase	1 511 220,5	
IM	430 385,7	104,05 EUR/MWh
IM - block contracts	444,4	152,41 EUR/MWh

Gas	Volume (MWh)	Average Price (EUR/MWh)
IM	487 846,8	34,02

SPOT MARKET INDEX



Emission Allowance Trading

Transaction Type	Volume of Units	No. of Transactions
Allowances	5 136 410	92
Aviation Allowances	53 000	5
Sum	5 189 410	95

Note:

The data is valid to the last day of the calendar month and may vary according to the version of the settlement of imbalances. The point of delivery and transfer registered in the OTE's system in case of the first change of supplier. Number of changes of supplier reflects the total number of delivery points, on which change of supplier occurred. More Information is available on <http://www.ote-cr.cz>