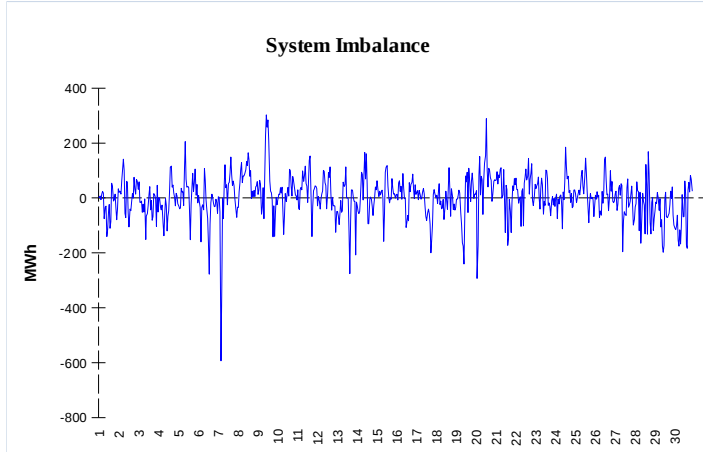


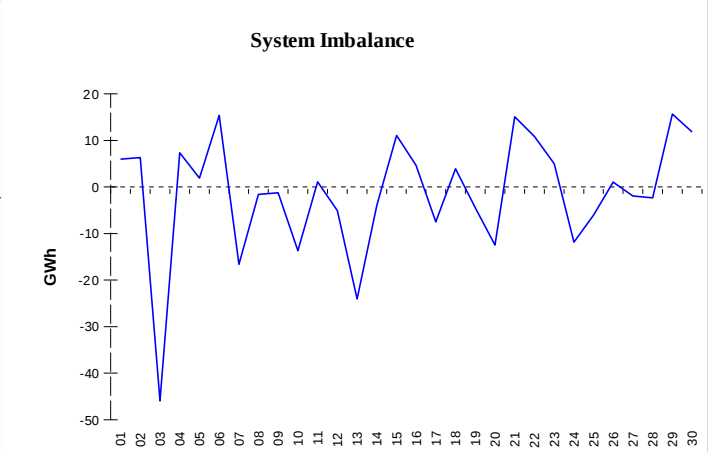
**IMBALANCES**

**Electricity**



	Volume (GWh)	Average Volume (MWh/hod)
Positive Imbalance	73,01	101,4
Negative Imbalance	-70,97	-98,6
Total Cost of Balancing Energy (CZK):		367 579 108,64

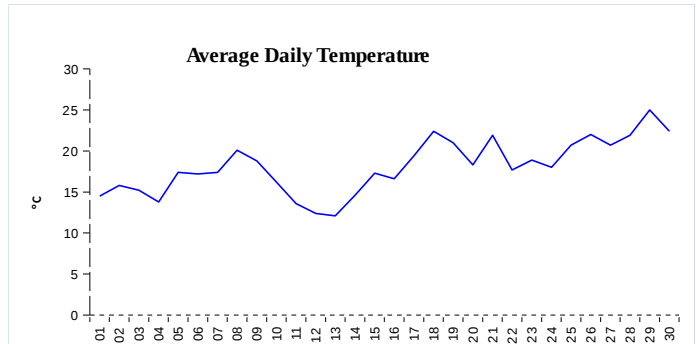
**Gas**



	Volume (GWh)
Positive Imbalance	261,70
Negative Imbalance	-303,09
Daily positive balancing volume	13,42
Daily negative balancing volume	-67,49

**REGISTRATION DATA**

Registered Market Participants - electricity and gas	34 486
Balance responsible party - electricity	144
Balance responsible party - gas	133



Changes of Supplier	37 894
Total Amount of Registered delivery points	6 348 998

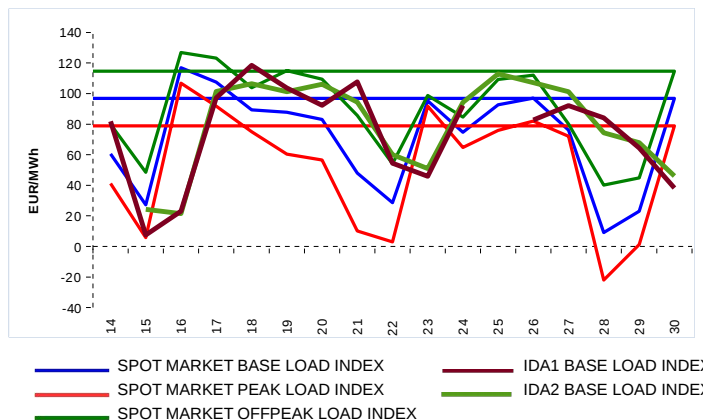
Changes of Supplier	11 659
Total Amount of Registered delivery points	2 736 762

**SHORT-TERM MARKETS**

Electricity	Volume (MWh)	Average Price
IDA - Sell	7 075,5	37,70 EUR/MWh
IDA - Purchase	7 831,4	
Day-Ahead M. - Sell	1 729 930,7	76,19 EUR/MWh
Day-Ahead M. - Purchase	1 526 812,4	
IM	420 941,2	89,36 EUR/MWh
IM - block contracts	652,0	168,26 EUR/MWh

Gas	Volume (MWh)	Average Price (EUR/MWh)
IM	284 101,7	36,80

**SPOT MARKET INDEX**



**Emission Allowance Trading**

Transaction Type	Volume of Units	No. of Transactions
Allowances	1 887 116	42
Aviation Allowances	11 000	1
<b>Sum</b>	<b>1 898 116</b>	<b>42</b>

**Note:**

The data is valid to the last day of the calendar month and may vary according to the version of the settlement of imbalances. The point of delivery and transfer registered in the OTE's system in case of the first change of supplier. Number of changes of supplier reflects the total number of delivery points, on which change of supplier occurred. More Information is available on <http://www.ote-cr.cz>