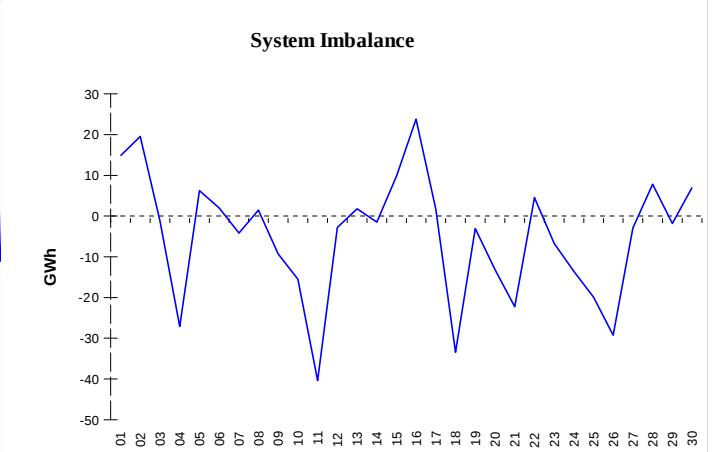
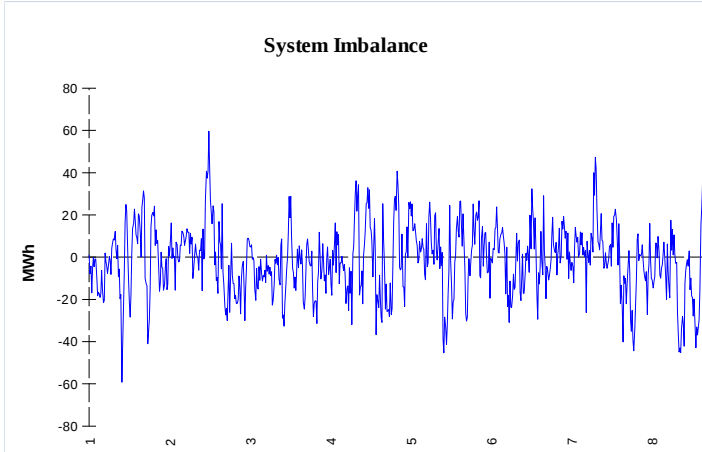


IMBALANCES

Electricity

Gas

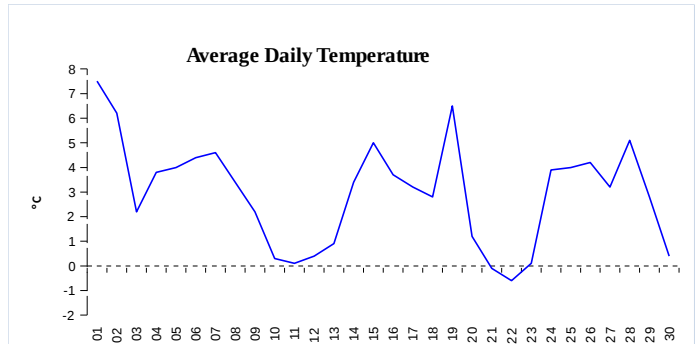


	Volume (GWh)	Average Volume (MWh/hod)
Positive Imbalance	104,63	36,3
Negative Imbalance	-113,92	-39,6
Total Cost of Balancing Energy (CZK):		122 564 478,87

	Volume (GWh)
Positive Imbalance	340,61
Negative Imbalance	-488,02
Daily positive balancing volume	18,45
Daily negative balancing volume	-127,01

REGISTRATION DATA

Registered Market Participants - electricity and gas	34 785
Balance responsible party - electricity	146
Balance responsible party - gas	137



Changes of Supplier	46 769
Total Amount of Registered delivery points	6 369 397

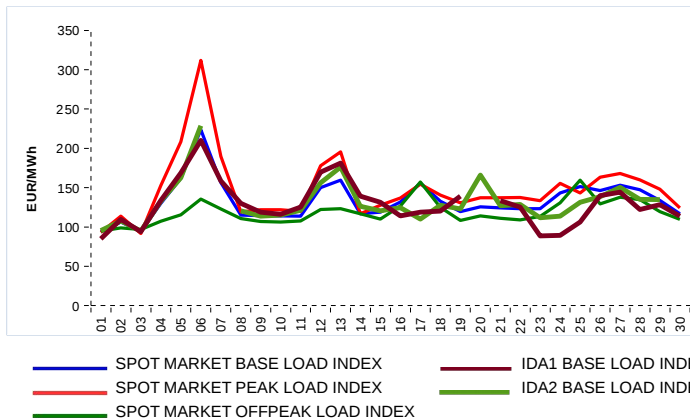
Changes of Supplier	21 522
Total Amount of Registered delivery points	2 728 006

SHORT-TERM MARKETS

Electricity	Volume (MWh)	Average Price
IDA - Sell	57 285,4	128,22 EUR/MWh
IDA - Purchase	57 065,6	
Day-Ahead M. - Sell	2 139 909,8	133,22 EUR/MWh
Day-Ahead M. - Purchase	1 526 431,4	
IM	515 858,0	134,62 EUR/MWh
IM - block contracts	10,0	200,00 EUR/MWh

Gas	Volume (MWh)	Average Price (EUR/MWh)
IM	370 903,2	47,38

SPOT MARKET INDEX



— SPOT MARKET BASE LOAD INDEX — IDA1 BASE LOAD INDEX
— SPOT MARKET PEAK LOAD INDEX — IDA2 BASE LOAD INDEX
— SPOT MARKET OFFPEAK LOAD INDEX

Emission Allowance Trading

Transaction Type	Volume of Units	No. of Transactions
Allowances	4 215 796	59
Aviation Allowances	274 000	6
Sum	4 489 796	64

Note:

The data is valid to the last day of the calendar month and may vary according to the version of the settlement of imbalances. The point of delivery and transfer registered in the OTE's system in case of the first change of supplier. Number of changes of supplier reflects the total number of delivery points, on which change of supplier occurred. More Information is available on <http://www.ote-cr.cz>